

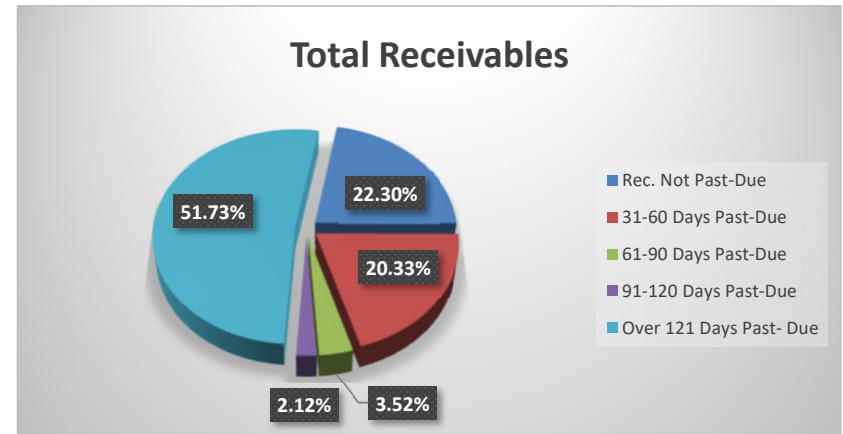
Receivables as of June 30 2019

Agency Name	Current	31-60	61-90	91- 120	Over 120	Submitted to Controller's Office	Total Receivable Amount	Estimated to be Collectible	Estimated to be Uncollectible
Administration	\$ 388,935	\$ 224,181	\$ 4,617	\$ 5,939	\$ 76,391	\$ 573,758	\$ 1,273,820	\$ 711,538	\$ 562,282
Agriculture	43,753	43,263	84,069	22,028	21,109	32,471	246,693	214,871	31,822
Attorney General	98,279	57,982	50,361	167,711	9,351,189	8,123,109	17,848,632	5,316,402	12,532,230
Attorney General's Office						105,363	105,363	2,482	102,881
Business and Industry	14,898,385	317,301	300,011	5,933,327	3,610,136	61,334,627	86,393,786	18,691,239	67,702,548
Colorado River Commission	805,998						805,998	805,998	
Conservation and Natural Resources	4,545,439	28,898	59,924	870	553,737	1,241,615	6,430,483	5,206,567	1,223,916
Corrections	6,385,989	219,801	121,179	147,624	8,513,710	9,146,964	24,535,267	3,147,519	21,387,748
Education						28,831	28,831	577	28,254
Employment, Training and Rehabilitation	31,863,159	172,935,604	12,714,500	2,093,723	13,802,260	24,834	233,434,079	219,607,483	13,826,597
Ethics Commission						1,000	1,000	20	980
Gaming Commission/NV Gaming Control Board	5,910	75	-	-	-	1,883,394	1,889,379	43,653	1,845,726
Governor's Office of Energy						12,209,172	12,209,172	244,183	11,964,988
Health and Human Services	76,566,583	3,010,980	1,581,039	2,418,718	17,048,475	27,561,480	128,187,275	81,776,513	46,410,762
Judicial Discipline Commission						10,846	10,846	217	10,629
Motor Vehicles	164,758	113,604	1,029,399	257,042	4,104,804	8,490,853	14,160,459	3,473,107	10,687,353
Nevada Arts Council						765	765	15	750
Office of Veterans Services						300,669	300,669	6,013	294,655
Optical Board						750	750	15	735
Public Employees Benefit Program	1,305,748	1,563,470	1,404	156	41	317,661	3,188,480	2,877,172	311,308
Public Safety	24,503,619	811,490	4,583	-	57,900	13,230,185	38,607,777	4,378,352	34,229,425
Public Utilities Commission	-	-	28,100	-	-	336,408	364,508	6,728	357,780
Secretary of State	-	-	475	525	7,745	951,709	960,454	20,269	940,185
State Gaming Control Board	5,910	75				25,867	31,852	6,502	25,350
Taxation	18,931,367	6,266,255	16,149,292	4,930,195	260,141,400	6,476,154	312,894,663	291,350,652	21,544,011
Tourism Comission						12,805	12,805	256	12,549
Tourism Commission	67,204	2,168	2,960	12,351	2,000		86,683	84,683	2,000
Transportation	22,976,925	17,240	15,523	3,379,834	420,961	902,652	27,713,136	26,407,475	1,305,661
Treasurer's Office						1,012,775	1,012,775	20,255	992,519
Wildlife	-	16,650	3,105	2,082	247,164	3,868	272,869	269,079	3,791
Grand Total	\$ 203,557,962	\$ 185,629,036	\$ 32,150,541	\$ 19,372,125	\$ 317,959,022	\$ 154,340,584	\$ 913,009,270	\$ 664,669,838	\$ 248,339,433

Receivables by Aging as of Fiscal Year 2019:

Total Receivable By Aging

Aging	FY 2019	Percent FY19
Rec. Not Past-Due	\$ 203,557,962	22.30%
31-60 Days Past-Due	185,629,036	20.33%
61-90 Days Past-Due	32,150,541	3.52%
91-120 Days Past-Due	19,372,125	2.12%
Over 121 Days Past- Due	472,299,606	51.73%
Grand Total	\$ 913,009,270	100.00%



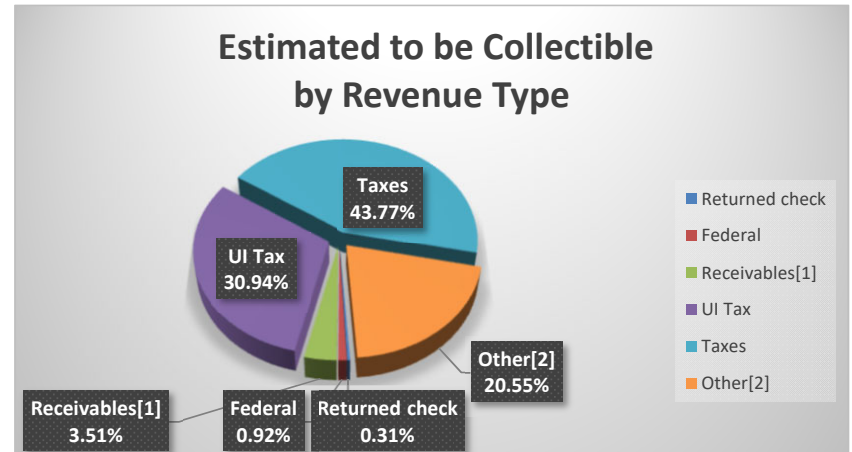
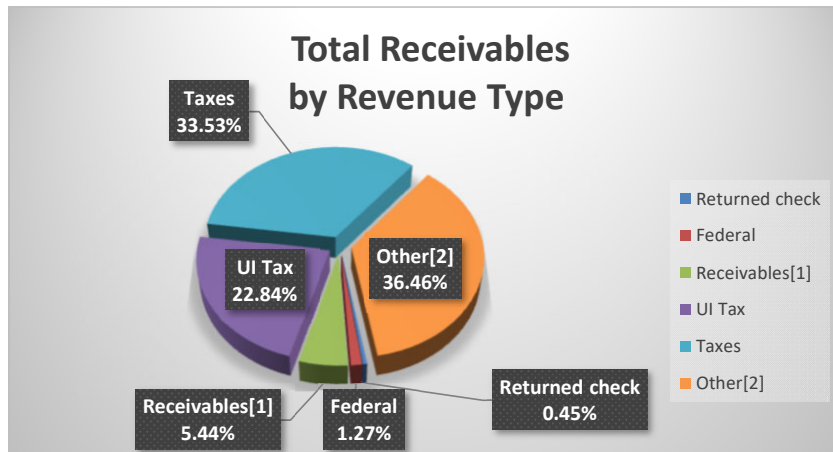
Receivables by Revenue Type as of Fiscal Year 2019:

Total Receivables By Revenue Type

Revenue Type	Total Receivables	Percent FY 19
Returned check	\$ 4,154,130	0.45%
Federal	11,592,090	1.27%
Receivables ^[1]	49,687,597	5.44%
UI Tax	208,498,229	22.84%
Taxes	306,155,537	33.53%
Other ^[2]	332,921,687	36.46%
Grand Total	\$ 913,009,270	100.00%

Receivables Estimated to be Collectible

Revenue Type	Estimated to be Collectible	Percent FY 19
Returned check	\$ 2,079,685	0.31%
Federal	6,107,625	0.92%
Receivables ^[1]	23,328,169	3.51%
UI Tax	205,624,683	30.94%
Taxes	290,958,657	43.77%
Other ^[2]	136,571,019	20.55%
Grand Total	\$ 664,669,838	100.00%



[1] Receivables: Represent various fees

[2] Other: Represents revenue from varieties of sources, such as, restitution, recovery, various assessments, sales, services, interest revenue, fines, penalties, permits and inspections.