

# COMBINING STATEMENTS AND SCHEDULES

## Nonmajor Governmental Funds

Combining Balance Sheet

Combining Statement of Revenues, Expenditures and Changes in Fund Balances

## Nonmajor Special Revenue Funds

Combining Balance Sheet

Combining Statement of Revenues, Expenditures and Changes in Fund Balances

## Other Nonmajor Governmental Funds

Combining Balance Sheet

Combining Statement of Revenues, Expenditures and Changes in Fund Balances

Schedule of Total Uses - Budget and Actual, Non-GAAP Budgetary Basis - All General Fund Budgets

Schedule of Total Uses - Budget and Actual, Non-GAAP Budgetary Basis - All Special Revenue Fund Budgets

Schedule of Sources - Budget and Actual, Non-GAAP Budgetary Basis - All Nonmajor Special Revenue Fund Budgets

## Nonmajor Enterprise Funds

Combining Statement of Net Position

Combining Statement of Revenues, Expenses and Changes in Fund Net Position

Combining Statement of Cash Flows

## Internal Service Funds

Combining Statement of Net Position

Combining Statement of Revenues, Expenses and Changes in Fund Net Position

Combining Statement of Cash Flows

## Fiduciary Funds

Combining Statement of Fiduciary Net Position—Pension and Other Employee Benefit Trust, Investment Trust and Private—Purpose Trust Funds

Combining Statement of Changes in Fiduciary Net Position—Pension and Other Employee Benefit Trust, Investment Trust and Private—Purpose Trust Funds

Combining Statement of Fiduciary Assets and Liabilities—Agency Funds

Combining Statement of Changes in Assets and Liabilities - Agency Funds

# COMBINING STATEMENTS AND SCHEDULES



Images by: Zoe Coursey  
djdrenzyme@gmail.com



## 1933 Studebaker Six

The Series 56 Studebaker five passenger sedan cost \$688 The advent of the Great Depression in 1929 resulted in an alarming drop in Studebaker sales and profits, by 1933 Studebaker had declared bankruptcy.

[automuseum.org](http://automuseum.org)



# Nonmajor Governmental Funds

## NONMAJOR SPECIAL REVENUE FUNDS

**Employment Security** Accounts for the administration of employment training programs (NRS 612.607), unemployment compensation claims (NRS 612.605), and employment security laws (NRS 612.615).

**Regulatory** Accounts for receipts and expenditures related to enforcement of regulations pursuant to dairy products (NRS 584.053), legal judgments against real estate licensees (NRS 645.842), regulation of public utilities (NRS 703.147), and regulation of taxicabs (NRS 706.8825).

**Higher Education Capital Construction** Accounts for the first \$5,000,000 and 20% of the remaining annual slot machine tax, which is designated for capital construction and payment of principal and interest of construction bonds for higher education (NRS 463.385).

**Cleaning Up Petroleum Discharges** Accounts for fees collected and claims paid related to the use, storage or discharge of petroleum (NRS 445C.310).

**Hospital Care to Indigent Persons** Accounts for taxes levied to provide care to indigent persons hospitalized from motor vehicle accidents, and for taxes received and payments to counties for supplemental medical assistance to indigent persons (NRS 428.175).

**Tourism Promotion** Accounts for room taxes and other monies designated for the support of the Commission on Tourism (NRS 231.250).

**Offenders' Store** Accounts for operations of the general merchandise stores and snack bars used by offenders. Earnings, except interest, must be expended for the welfare and benefit of all offenders (NRS 209.221).

**Tobacco Settlement** Accounts for proceeds from settlement agreements with and civil actions against manufacturers of tobacco products, forty percent of which is allocated to the Millennium Scholarship fund for the purpose of increasing the number of State residents who enroll in and attend a university or community college of the Nevada System of Higher Education (NRS 396.926), and sixty percent of which is allocated to the Healthy Nevada fund (NRS 439.620) for the purpose of assisting Nevada residents in obtaining and maintaining good health.

**Attorney General Settlement** Accounts for receipts from the National Mortgage Settlement for purposes of foreclosure relief and housing programs.

**Gift** Accounts for gifts and grants received by the Department of Conservation and Natural Resources (NRS 232.070), the Department of Wildlife (NRS 501.3585), the State Board of Education (NRS 385.095), the State Library, Archives and Public Records (NRS 378.090), the Division of State Parks (NRS 407.075), the Rehabilitation Division of the Department of Employment, Training and Rehabilitation (NRS 232.960), and the Department of Health and Human Services (NRS 232.355).

**Natural Resources** Accounts for grants to publicly owned water systems for water conservation and capital improvements (NRS 349.952).

**NV Real Property Corp General Fund** Accounts for the general fund activity of the Nevada Real Property Corporation, a blended component unit incorporated to finance certain construction projects.

**Miscellaneous** Accounts for receipts and expenditures related to compensation of victims of crime (NRS 217.260); fees related to private investigators and recoveries for unfair trade practices (NRS 228.096); prosecution of racketeering (NRS 207.415); and the office of advocate for customers of public utilities (NRS 228.310). It also accounts for private money received by the Division of Museums and History for the Dedicated Trust Fund (NRS 381.0031; and receipts for the care of sites for the disposal of radioactive waste (NRS 459.231).

## **NONMAJOR DEBT SERVICE FUNDS**

**Consolidated Bond Interest and Redemption Fund** Accumulates monies for the payment of leases and of principal and interest on general obligation bonds of the State (NRS 349.090).

**Highway Revenue Bonds** Accumulates monies for the payment of principal and interest on highway revenue bonds of the State (NRS 349.300).

## **NONMAJOR CAPITAL PROJECTS FUNDS**

**Parks Capital Project Construction** Accounts for the parks improvements program for the Division of State Parks of the Department of Conservation and Natural Resources (NRS 407.065).

**Capital Improvement Program - Motor Vehicle** Accounts for capital improvement projects for the Department of Motor Vehicles and Public Safety (NRS 341.146).

**Capital Improvement Program - Human Resources** Accounts for capital improvement projects for the Department of Health and Human Services (NRS 341.146).

**Capital Improvement Program - University System** Accounts for capital improvement projects for the Nevada System of Higher Education (NRS 341.146).

**Capital Improvement Program - General State Government** Accounts for capital improvement projects for general government (NRS 341.146).

**Capital Improvement Program - Prison System** Accounts for capital improvement projects for the Department of Corrections (NRS 341.146).

**Capital Improvement Program - Military** Accounts for capital improvement projects for the Department of Military (NRS 341.146).

**Capital Improvement Program - Wildlife** Accounts for capital improvement projects for the Department of Wildlife (NRS 341.146).

## **NONMAJOR PERMANENT FUND**

**Henry Wood Christmas Fund** Accounts for the bequest of the late Henry Wood to provide Christmas gifts to orphans.



# Combining Balance Sheet

## Nonmajor Governmental Funds

June 30, 2019

	Special Revenue Funds	Debt Service Funds	Capital Projects Funds	Henry Wood Christmas Permanent Fund	Total Nonmajor Governmental Funds
<b>Assets</b>					
<i>Cash and pooled investments:</i>					
Cash with treasurer	\$ 233,754,512	\$ 163,531,843	\$ 166,466,636	\$ 52,151	\$ 563,805,142
Cash in custody of other officials	84,508	-	-	-	84,508
Investments	1,494,080	-	-	-	1,494,080
<i>Receivables:</i>					
Accounts receivable	20,462,577	-	170,886	-	20,633,463
Taxes receivable	846,486	-	-	-	846,486
Intergovernmental receivables	5,524,437	919,513	2,686,129	-	9,130,079
Accrued interest and dividends	294	3,497	-	-	3,791
Capital lease receivable	47,455,000	-	-	-	47,455,000
Due from other funds	57,588,964	8,088,267	91,236,400	478	156,914,109
Due from fiduciary funds	2,549,049	-	-	-	2,549,049
Due from component units	183,930	-	-	-	183,930
Inventory	364,142	-	-	-	364,142
Advances to other funds	-	150,636	-	-	150,636
Prepaid items	95,452	-	-	-	95,452
<b>Total assets</b>	<b>\$ 370,403,431</b>	<b>\$ 172,693,756</b>	<b>\$ 260,560,051</b>	<b>\$ 52,629</b>	<b>\$ 803,709,867</b>
<b>Liabilities</b>					
<i>Accounts payable and accruals:</i>					
Accounts payable	\$ 9,711,163	\$ 11,948	\$ 3,179	\$ -	\$ 9,726,290
Accrued payroll and related liabilities	1,988,416	-	-	-	1,988,416
Intergovernmental payables	907,765	-	133,006	-	1,040,771
Contracts/retentions payable	-	-	30,058,822	-	30,058,822
Due to other funds	58,652,706	-	9,169,530	1,135	67,823,371
Due to fiduciary funds	51,894	-	-	-	51,894
Due to component units	1,792,687	-	103,964,406	-	105,757,093
Unearned revenues	1,630,103	-	-	-	1,630,103
Other liabilities	1,262,940	-	-	-	1,262,940
<b>Total liabilities</b>	<b>75,997,674</b>	<b>11,948</b>	<b>143,328,943</b>	<b>1,135</b>	<b>219,339,700</b>
<b>Deferred Inflows of Resources</b>					
<i>Unavailable revenue:</i>					
Taxes	384,997	-	-	-	384,997
Sales and charges for services	7,780	-	-	-	7,780
Settlement income	18,578,438	-	-	-	18,578,438
Lease principal payments	47,455,000	-	-	-	47,455,000
Interest	334,416	145,146	101,897	43	581,502
Other	1,016,222	-	-	-	1,016,222
<b>Total deferred inflows of resources</b>	<b>67,776,853</b>	<b>145,146</b>	<b>101,897</b>	<b>43</b>	<b>68,023,939</b>
<b>Fund Balances</b>					
Nonspendable	459,594	-	-	30,000	489,594
Restricted	75,137,028	26,634,748	65,695,645	21,451	167,488,872
Committed	151,032,279	145,901,914	51,433,566	-	348,367,759
<b>Total fund balances</b>	<b>226,628,901</b>	<b>172,536,662</b>	<b>117,129,211</b>	<b>51,451</b>	<b>516,346,225</b>
<b>Total liabilities and deferred inflows of resources and fund balances</b>	<b>\$ 370,403,428</b>	<b>\$ 172,693,756</b>	<b>\$ 260,560,051</b>	<b>\$ 52,629</b>	<b>\$ 803,709,864</b>

# Combining Statement of Revenues, Expenditures and Changes in Fund Balances

## Nonmajor Governmental Funds

For the Fiscal Year Ended June 30, 2019

	Special Revenue Funds	Debt Service Funds	Capital Projects Funds	Henry Wood Christmas Permanent Fund	Total Nonmajor Governmental Funds
<b>Revenues</b>					
Gaming taxes, fees, licenses	\$ 13,365,192	\$ -	\$ -	\$ -	\$ 13,365,192
Property and transfer taxes	14,222,766	165,961,360	-	-	180,184,126
Motor and special fuel taxes	-	74,884,366	-	-	74,884,366
Other taxes	57,763,619	-	-	-	57,763,619
Intergovernmental	87,555,661	2,847,619	13,899,793	-	104,303,073
Licenses, fees and permits	23,433,431	-	-	-	23,433,431
Sales and charges for services	25,878,492	59,600	-	-	25,938,092
Interest and investment income	6,047,101	5,660,839	2,493,363	1,794	14,203,097
Settlement income	40,892,560	-	-	-	40,892,560
Other	18,781,526	-	14,328	-	18,795,854
<b>Total revenues</b>	<b>287,940,348</b>	<b>249,413,784</b>	<b>16,407,484</b>	<b>1,794</b>	<b>553,763,410</b>
<b>Expenditures</b>					
<i>Current:</i>					
General government	37,470,171	380,025	-	-	37,850,196
Health services	1,272	-	-	-	1,272
Social services	85,207,381	-	-	-	85,207,381
Education - K-12 administrative	5,023,700	-	-	-	5,023,700
Education - higher education	-	-	28,792,730	-	28,792,730
Law, justice and public safety	32,702,596	-	-	-	32,702,596
Regulation of business	21,205,152	-	-	-	21,205,152
Recreation and resource development	30,655,089	-	-	-	30,655,089
Capital outlay	-	-	94,754,945	-	94,754,945
<i>Debt service:</i>					
Principal	-	163,590,000	-	-	163,590,000
Interest	1,025	98,031,061	-	-	98,032,086
Debt issuance costs	23,000	-	498,666	-	521,666
<b>Total expenditures</b>	<b>212,289,386</b>	<b>262,001,086</b>	<b>124,046,341</b>	<b>-</b>	<b>598,336,813</b>
Excess (deficiency) of revenues over (under) expenditures	<b>75,650,962</b>	<b>(12,587,302)</b>	<b>(107,638,857)</b>	<b>1,794</b>	<b>(44,573,403)</b>
<b>Other Financing Sources (Uses)</b>					
Bonds issued	2,500,000	-	56,125,000	-	58,625,000
Premium on bonds issued	23,000	-	4,395,657	-	4,418,657
Sale of capital assets	10,732	-	-	-	10,732
Transfers in	58,995,149	25,246,996	103,546,040	-	187,788,185
Transfers out	(100,538,906)	-	(47,453,017)	(1,135)	(147,993,058)
<b>Total other financing sources (uses)</b>	<b>(39,010,025)</b>	<b>25,246,996</b>	<b>116,613,680</b>	<b>(1,135)</b>	<b>102,849,516</b>
Net change in fund balances	36,640,937	12,659,694	8,974,823	659	58,276,113
Fund balances, July 1	189,987,964	159,876,968	108,154,388	50,792	458,070,112
<b>Fund balances, June 30</b>	<b>\$ 226,628,901</b>	<b>\$ 172,536,662</b>	<b>\$ 117,129,211</b>	<b>\$ 51,451</b>	<b>\$ 516,346,225</b>

# Combining Balance Sheet

## Nonmajor Special Revenue Funds

June 30, 2019

	Employment Security	Unemployment Comp Bond Fund	Regulatory	Higher Education Capital Construction
<b>Assets</b>				
<i>Cash and pooled investments:</i>				
Cash with treasurer	\$ 27,977,988	\$ -	\$ 14,122,381	\$ 8,149,166
Cash in custody of other officials	-	-	2,000	-
Investments	-	-	-	-
<i>Receivables:</i>				
Accounts receivable	4,453	-	460,417	89
Taxes receivable	384,997	-	-	-
Intergovernmental receivables	5,384,074	-	-	-
Accrued interest and dividends	-	-	-	-
Capital lease receivable	-	-	-	-
Due from other funds	1,389,667	-	126,852	5,441,129
Due from fiduciary funds	-	-	-	-
Due from component units	-	-	-	-
Inventory	-	-	-	-
Prepaid items	46,360	-	32,435	-
<b>Total assets</b>	<b>\$ 35,187,539</b>	<b>\$ -</b>	<b>\$ 14,744,085</b>	<b>\$ 13,590,384</b>
<b>Liabilities</b>				
<i>Accounts payable and accruals:</i>				
Accounts payable	\$ 1,963,508	\$ -	\$ 82,704	\$ 1,692
Accrued payroll and related liabilities	1,040,211	-	523,662	-
Intergovernmental payables	255,742	-	-	-
Due to other funds	9,778,127	-	704,319	5,045,400
Due to fiduciary funds	301	-	2	-
Due to component units	43,404	-	-	-
Unearned revenues	-	-	1,630,103	-
Other liabilities	-	-	-	-
<b>Total liabilities</b>	<b>13,081,293</b>	<b>-</b>	<b>2,940,790</b>	<b>5,047,092</b>
<b>Deferred Inflows of Resources</b>				
<i>Unavailable revenue:</i>				
Taxes	384,997	-	-	-
Sales and charges for services	-	-	7,780	-
Settlement income	-	-	-	-
Lease principal payments	-	-	-	-
Interest	23,734	-	5,528	-
Other	4,855	-	-	89
<b>Total deferred inflows of resources</b>	<b>413,586</b>	<b>-</b>	<b>13,308</b>	<b>89</b>
<b>Fund Balances</b>				
Nonspendable	46,360	-	32,435	-
Restricted	11,867,515	-	5,221,828	-
Committed	9,778,785	-	6,535,721	8,543,203
<b>Total fund balances</b>	<b>21,692,660</b>	<b>-</b>	<b>11,789,984</b>	<b>8,543,203</b>
<b>Total liabilities, deferred inflows of resources, and fund balances</b>	<b>\$ 35,187,539</b>	<b>\$ -</b>	<b>\$ 14,744,082</b>	<b>\$ 13,590,384</b>



(continued)

<b>Cleaning Up Petroleum Discharges</b>	<b>Hospital Care to Indigent Persons</b>	<b>Tourism Promotion</b>	<b>Offenders' Store</b>	<b>Tobacco Settlement</b>	<b>Attorney General Settlement</b>	<b>Gift</b>
\$ 15,082,433	\$ 32,448,448	\$ 7,033,149	\$ 18,369,144	\$ 48,993,435	\$ 17,242,475	\$ 5,530,067
-	-	-	-	-	-	22,132
-	-	-	-	-	-	104,460
900	-	8,656	1,251,260	18,581,584	-	33,740
-	461,489	-	-	-	-	-
-	-	-	-	-	-	-
-	-	-	-	-	-	294
-	-	-	-	-	-	-
111,413	7,763,371	4,653,914	227,938	34,485,729	167,442	70,332
-	-	-	2,471,359	-	-	-
-	-	-	-	-	-	-
-	-	-	199,406	-	-	-
-	-	2,446	7,688	466	2,213	-
<u>\$ 15,194,746</u>	<u>\$ 40,673,308</u>	<u>\$ 11,698,165</u>	<u>\$ 22,526,795</u>	<u>\$ 102,061,214</u>	<u>\$ 17,412,130</u>	<u>\$ 5,761,025</u>
\$ 135	\$ -	\$ 4,974,621	\$ 204,465	\$ 711,919	\$ 683,738	\$ 304,488
-	-	73,304	155,963	12,342	65,927	-
-	-	431,335	523	124,167	-	67,054
7,618,548	10,412,338	51,389	320,525	4,661,611	5,842	947
-	-	-	41,390	-	-	7
-	-	-	-	37,632	-	-
-	-	-	-	-	-	-
-	-	-	-	-	-	-
<u>7,618,683</u>	<u>10,412,338</u>	<u>5,530,649</u>	<u>722,866</u>	<u>5,547,671</u>	<u>755,507</u>	<u>372,496</u>
-	-	-	-	-	-	-
-	-	-	-	-	-	-
-	-	-	-	18,578,438	-	-
-	-	-	-	-	-	-
8,994	17,105	129	20,363	41,780	14,764	5,863
-	-	-	1,005,408	-	-	-
<u>8,994</u>	<u>17,105</u>	<u>129</u>	<u>1,025,771</u>	<u>18,620,218</u>	<u>14,764</u>	<u>5,863</u>
-	-	2,446	207,094	466	2,213	-
-	-	-	20,571,064	-	16,639,646	4,741,960
7,567,069	30,243,865	6,164,941	-	77,892,859	-	640,706
<u>7,567,069</u>	<u>30,243,865</u>	<u>6,167,387</u>	<u>20,778,158</u>	<u>77,893,325</u>	<u>16,641,859</u>	<u>5,382,666</u>
<u>\$ 15,194,746</u>	<u>\$ 40,673,308</u>	<u>\$ 11,698,165</u>	<u>\$ 22,526,795</u>	<u>\$ 102,061,214</u>	<u>\$ 17,412,130</u>	<u>\$ 5,761,025</u>

## Combining Balance Sheet

### Nonmajor Special Revenue Funds

June 30, 2019

	Natural Resources	NV Real Property Corp General Fund	Miscellaneous	Total Nonmajor Special Revenue Funds
<b>Assets</b>				
<i>Cash and pooled investments:</i>				
Cash with treasurer	\$ 4,778,764	\$ 467,829	\$ 33,559,233	\$ 233,754,512
Cash in custody of other officials	-	-	60,376	84,508
Investments	-	-	1,389,620	1,494,080
<i>Receivables:</i>				
Accounts receivable	-	-	121,478	20,462,577
Taxes receivable	-	-	-	846,486
Intergovernmental receivables	-	-	140,363	5,524,437
Accrued interest and dividends	-	-	-	294
Capital lease receivable	-	47,455,000	-	47,455,000
Due from other funds	75,953	16,131	3,059,093	57,588,964
Due from fiduciary funds	-	-	77,690	2,549,049
Due from component units	-	183,930	-	183,930
Inventory	-	-	164,736	364,142
Prepaid items	-	-	3,844	95,452
<b>Total assets</b>	<u>\$ 4,854,717</u>	<u>\$ 48,122,890</u>	<u>\$ 38,576,433</u>	<u>\$ 370,403,431</u>
<b>Liabilities</b>				
<i>Accounts payable and accruals:</i>				
Accounts payable	\$ 38,123	-	\$ 745,770	\$ 9,711,163
Accrued payroll and related liabilities	-	-	117,007	1,988,416
Intergovernmental payables	28,126	-	818	907,765
Due to other funds	88,271	-	19,965,389	58,652,706
Due to fiduciary funds	-	-	10,194	51,894
Due to component units	-	-	1,711,651	1,792,687
Unearned revenues	-	-	-	1,630,103
Other liabilities	-	-	1,262,940	1,262,940
<b>Total liabilities</b>	<u>154,520</u>	<u>-</u>	<u>23,813,769</u>	<u>75,997,674</u>
<b>Deferred Inflows of Resources</b>				
<i>Unavailable revenue:</i>				
Taxes	-	-	-	384,997
Sales and charges for services	-	-	-	7,780
Settlement income	-	-	-	18,578,438
Lease principal payments	-	47,455,000	-	47,455,000
Interest	3,994	185,384	6,778	334,416
Other	-	-	5,870	1,016,222
<b>Total deferred inflows of resources</b>	<u>3,994</u>	<u>47,640,384</u>	<u>12,648</u>	<u>67,776,853</u>
<b>Fund Balances</b>				
Nonspendable	-	-	168,580	459,594
Restricted	4,696,203	482,506	10,916,306	75,137,028
Committed	-	-	3,665,130	151,032,279
<b>Total fund balances</b>	<u>4,696,203</u>	<u>482,506</u>	<u>14,750,016</u>	<u>226,628,901</u>
<b>Total liabilities, deferred inflows of resources, and fund balances</b>	<u>\$ 4,854,717</u>	<u>\$ 48,122,890</u>	<u>\$ 38,576,433</u>	<u>\$ 370,403,428</u>


## 1913 Mercer Series J, Type 35, Raceabout

Manufacturing the T-head Mercer Raceabout began during 1911. Designed for use by amateur sportsmen, strictly stock Raceabouts were often taken at random from the showroom directly to the track where, with no break-in or special preparation, they set competition records. For three years running, Raceabouts won the Chicago Automobile Club Trophy Race. A 1913 model driven by Ralph DePalma covered the 301 miles at an average speed of 66.8 mph.

[automuseum.org](http://automuseum.org)



Images by: Zoe Coursey  
djrenzylme@gmail.com





# Combining Statement of Revenues, Expenditures and Changes in Fund Balances

## Nonmajor Special Revenue Funds

For the Fiscal Year Ended June 30, 2019

	Employment Security	Unemployment Comp Bond Fund	Regulatory	Higher Education Capital Construction
<b>Revenues</b>				
Gaming taxes, fees, licenses	\$ -	\$ -	\$ -	\$ 13,365,192
Property and transfer taxes	-	-	-	-
Other taxes	16,135,060	-	62,210	-
Intergovernmental	64,955,750	-	658,388	-
Licenses, fees and permits	420,296	-	19,363,677	-
Sales and charges for services	613,752	-	1,583	-
Interest and investment income	913,103	-	246,592	-
Settlement income	-	-	-	-
Other	12,000	-	761,161	-
<b>Total revenues</b>	<b>83,049,961</b>	<b>-</b>	<b>21,093,611</b>	<b>13,365,192</b>
<b>Expenditures</b>				
<i>Current:</i>				
General government	-	-	-	-
Health services	-	-	-	-
Social services	79,227,866	-	-	-
Education - K-12 administrative	-	-	-	-
Law, justice and public safety	-	-	-	-
Regulation of business	-	-	19,921,094	-
Recreation and resource development	-	-	-	-
<i>Debt service:</i>				
Interest	-	-	-	1,025
Debt issuance costs	-	-	-	-
<b>Total expenditures</b>	<b>79,227,866</b>	<b>-</b>	<b>19,921,094</b>	<b>1,025</b>
Excess (deficiency) of revenues over (under) expenditures	<b>3,822,095</b>	<b>-</b>	<b>1,172,517</b>	<b>13,364,167</b>
<b>Other Financing Sources (Uses)</b>				
Bonds issued	-	-	-	-
Premium on bonds issued	-	-	-	-
Sale of capital assets	4,482	-	-	-
Transfers in	6,675,551	-	189,271	-
Transfers out	(11,474,268)	-	(445,200)	(11,521,825)
<b>Total other financing sources (uses)</b>	<b>(4,794,235)</b>	<b>-</b>	<b>(255,929)</b>	<b>(11,521,825)</b>
Net change in fund balances	(972,140)	-	916,588	1,842,342
Fund balances, July 1	22,664,800	-	10,873,396	6,700,861
<b>Fund balances, June 30</b>	<b>\$ 21,692,660</b>	<b>\$ -</b>	<b>\$ 11,789,984</b>	<b>\$ 8,543,203</b>

(continued)

<b>Cleaning Up Petroleum Discharges</b>	<b>Hospital Care to Indigent Persons</b>	<b>Tourism Promotion</b>	<b>Offenders' Store</b>	<b>Tobacco Settlement</b>	<b>Attorney General Settlement</b>	<b>Gift</b>
\$ -	\$ -	\$ -	\$ -	\$ -	\$ -	-
-	14,222,766	-	-	-	-	-
14,941,913	-	25,079,061	-	-	-	-
-	20,813,667	-	-	-	-	-
392,900	-	42,150	-	-	-	-
-	-	-	24,662,333	-	-	-
356,643	706,055	5,406	737,235	1,676,565	684,292	112,185
-	-	-	-	40,892,560	-	-
-	-	3,093	18,105	150	2,204	8,638,354
15,691,456	35,742,488	25,129,710	25,417,673	42,569,275	686,496	8,750,539
-	-	-	-	37,429,902	-	35,666
-	-	-	-	-	-	-
-	55,307	-	-	5,845,729	-	78,479
-	-	-	-	-	-	5,023,700
-	-	-	14,516,157	-	5,488,825	-
-	-	-	-	-	-	-
6,592,286	-	20,257,798	-	-	-	1,028,031
-	-	-	-	-	-	-
-	-	-	-	-	-	-
6,592,286	55,307	20,257,798	14,516,157	43,275,631	5,488,825	6,165,876
9,099,170	35,687,181	4,871,912	10,901,516	(706,356)	(4,802,329)	2,584,663
-	-	-	-	-	-	-
-	-	-	-	-	-	-
6,250	-	-	-	-	-	-
-	7,573,584	1,368	-	40,959,576	-	1,135
(8,946,131)	(36,404,881)	(5,391,606)	(3,280,371)	(15,857,883)	-	(25,000)
(8,939,881)	(28,831,297)	(5,390,238)	(3,280,371)	25,101,693	-	(23,865)
159,289	6,855,884	(518,326)	7,621,145	24,395,337	(4,802,329)	2,560,798
7,407,780	23,387,981	6,685,713	13,157,013	53,497,988	21,444,188	2,821,868
\$ 7,567,069	\$ 30,243,865	\$ 6,167,387	\$ 20,778,158	\$ 77,893,325	\$ 16,641,859	\$ 5,382,666

# Combining Statement of Revenues, Expenditures and Changes in Fund Balances

## Nonmajor Special Revenue Funds

For the Fiscal Year Ended June 30, 2019

	Natural Resources	NV Real Property Corp General Fund	Miscellaneous	Total Nonmajor Special Revenue Funds
<b>Revenues</b>				
Gaming taxes, fees, licenses	\$ -	\$ -	\$ -	\$ 13,365,192
Property and transfer taxes	-	-	-	14,222,766
Other taxes	-	-	1,545,375	57,763,619
Intergovernmental	-	-	1,127,856	87,555,661
Licenses, fees and permits	15,818	-	3,198,590	23,433,431
Sales and charges for services	-	-	600,824	25,878,492
Interest and investment income	160,177	66,228	382,620	6,047,101
Settlement income	-	-	-	40,892,560
Other	-	6,691,319	2,655,140	18,781,526
<b>Total revenues</b>	<b>175,995</b>	<b>6,757,547</b>	<b>9,510,405</b>	<b>287,940,348</b>
<b>Expenditures</b>				
<i>Current:</i>				
General government	-	4,603	-	37,470,171
Health services	-	-	1,272	1,272
Social services	-	-	-	85,207,381
Education - K-12 administrative	-	-	-	5,023,700
Law, justice and public safety	-	-	12,697,614	32,702,596
Regulation of business	-	-	1,284,058	21,205,152
Recreation and resource development	2,776,974	-	-	30,655,089
<i>Debt service:</i>				
Interest	-	-	-	1,025
Debt issuance costs	23,000	-	-	23,000
<b>Total expenditures</b>	<b>2,799,974</b>	<b>4,603</b>	<b>13,982,944</b>	<b>212,289,386</b>
Excess (deficiency) of revenues over (under) expenditures	<b>(2,623,979)</b>	<b>6,752,944</b>	<b>(4,472,539)</b>	<b>75,650,962</b>
<b>Other Financing Sources (Uses)</b>				
Bonds issued	2,500,000	-	-	2,500,000
Premium on bonds issued	23,000	-	-	23,000
Sale of capital assets	-	-	-	10,732
Transfers in	-	-	3,594,664	58,995,149
Transfers out	(231,945)	(6,764,298)	(195,498)	(100,538,906)
<b>Total other financing sources (uses)</b>	<b>2,291,055</b>	<b>(6,764,298)</b>	<b>3,399,166</b>	<b>(39,010,025)</b>
Net change in fund balances	(332,924)	(11,354)	(1,073,373)	36,640,937
Fund balances, July 1	5,029,127	493,860	15,823,389	189,987,964
<b>Fund balances, June 30</b>	<b>\$ 4,696,203</b>	<b>\$ 482,506</b>	<b>\$ 14,750,016</b>	<b>\$ 226,628,901</b>



## 1930 Franklin


*A make popular with famous aviators*

Introduced in 1930, the Franklin Pursuit had an aluminum air-cooled engine, similar to the Franklin aircraft engines installed in Waco biplanes. Franklins were owned by many aviators including Charles Lindbergh, Glenn Curtiss and Amelia Earhart.

[automuseum.org](http://automuseum.org)



Images by: Zoe Coursey  
[djdrenzyme@gmail.com](mailto:djdrenzyme@gmail.com)



# Combining Balance Sheet

## Other Nonmajor Governmental Funds

June 30, 2019

	Debt Service Funds			Capital Projects Funds	
	Consolidated Bond Interest and Redemption	Highway Revenue Bonds	Total	Parks Capital Project Construction	CIP Motor Vehicle
<b>Assets</b>					
<i>Cash and pooled investments:</i>					
Cash with treasurer	\$ 143,114,334	\$ 20,417,509	\$ 163,531,843	\$ -	\$ 28,094,051
<i>Receivables:</i>					
Accounts receivable	-	-	-	-	586
Intergovernmental receivables	919,513	-	919,513	-	-
Accrued interest and dividends	3,497	-	3,497	-	-
Due from other funds	1,871,028	6,217,239	8,088,267	47,299	264,090
Advances to other funds	150,636	-	150,636	-	-
<b>Total assets</b>	<u>\$ 146,059,008</u>	<u>\$ 26,634,748</u>	<u>\$ 172,693,756</u>	<u>\$ 47,299</u>	<u>\$ 28,358,727</u>
<b>Liabilities</b>					
<i>Accounts payable and accruals:</i>					
Accounts payable	\$ 11,948	\$ -	\$ 11,948	\$ 3,179	\$ -
Intergovernmental payables	-	-	-	-	-
Contracts/retentions payable	-	-	-	-	3,735,043
Due to other funds	-	-	-	44,120	22,026
Due to component units	-	-	-	-	-
<b>Total liabilities</b>	<u>11,948</u>	<u>-</u>	<u>11,948</u>	<u>47,299</u>	<u>3,757,069</u>
<b>Deferred Inflows of Resources</b>					
<i>Unavailable revenue:</i>					
Interest	145,146	-	145,146	-	23,802
<b>Total deferred inflows of resources</b>	<u>145,146</u>	<u>-</u>	<u>145,146</u>	<u>-</u>	<u>23,802</u>
<b>Fund Balances</b>					
Restricted	-	26,634,748	26,634,748	-	24,577,856
Committed	145,901,914	-	145,901,914	-	-
<b>Total fund balances</b>	<u>145,901,914</u>	<u>26,634,748</u>	<u>172,536,662</u>	<u>-</u>	<u>24,577,856</u>
<b>Total liabilities and deferred inflows of resources and fund balances</b>	<u>\$ 146,059,008</u>	<u>\$ 26,634,748</u>	<u>\$ 172,693,756</u>	<u>\$ 47,299</u>	<u>\$ 28,358,727</u>

(continued)

Capital Projects Funds						
CIP University System	CIP General State Government	CIP Prison System	CIP Military	CIP Wildlife	CIP Bond Proceeds	Total
\$ 85,916,921	\$ 1,963,132	\$ 185,602	\$ 9,802,891	\$ 1	\$ 40,504,038	\$ 166,466,636
-	170,300	-	-	-	-	170,886
-	4,160	-	2,681,969	-	-	2,686,129
-	-	-	-	-	-	-
32,227,011	34,832,785	21,019,358	1,707,262	161,836	976,759	91,236,400
-	-	-	-	-	-	-
<u>\$ 118,143,932</u>	<u>\$ 36,970,377</u>	<u>\$ 21,204,960</u>	<u>\$ 14,192,122</u>	<u>\$ 161,837</u>	<u>\$ 41,480,797</u>	<u>\$ 260,560,051</u>
\$ -	\$ -	\$ -	\$ -	\$ -	\$ -	\$ 3,179
-	132,956	-	50	-	-	133,006
13,560,488	4,411,629	3,465,483	4,725,570	160,609	-	30,058,822
580,902	916,700	167,964	801,704	1,227	6,634,887	9,169,530
103,964,406	-	-	-	-	-	103,964,406
<u>118,105,796</u>	<u>5,461,285</u>	<u>3,633,447</u>	<u>5,527,324</u>	<u>161,836</u>	<u>6,634,887</u>	<u>143,328,943</u>
38,136	-	-	-	-	39,959	101,897
<u>38,136</u>	<u>-</u>	<u>-</u>	<u>-</u>	<u>-</u>	<u>39,959</u>	<u>101,897</u>
-	-	-	6,311,837	1	34,805,951	65,695,645
-	31,509,092	17,571,513	2,352,961	-	-	51,433,566
-	31,509,092	17,571,513	8,664,798	1	34,805,951	117,129,211
<u>\$ 118,143,932</u>	<u>\$ 36,970,377</u>	<u>\$ 21,204,960</u>	<u>\$ 14,192,122</u>	<u>\$ 161,837</u>	<u>\$ 41,480,797</u>	<u>\$ 260,560,051</u>



# Combining Statement of Revenues, Expenditures and Changes in Fund Balances

## Other Nonmajor Governmental Funds

For the Fiscal Year Ended June 30, 2019

	Debt Service Funds			Capital Projects Funds	
	Consolidated Bond Interest and Redemption	Highway Revenue Bonds	Total	Parks Capital Project Construction	CIP Motor Vehicle
<b>Revenues</b>					
Property and transfer taxes	\$ 165,961,360	\$ -	\$ 165,961,360	\$ -	\$ -
Motor and special fuel taxes	-	74,884,366	74,884,366	-	-
Intergovernmental	2,847,619	-	2,847,619	-	-
Sales and charges for services	59,600	-	59,600	-	-
Interest and investment income	5,660,839	-	5,660,839	62	549,281
Other	-	-	-	-	-
<b>Total revenues</b>	<b>174,529,418</b>	<b>74,884,366</b>	<b>249,413,784</b>	<b>62</b>	<b>549,281</b>
<b>Expenditures</b>					
<i>Current:</i>					
General government	380,025	-	380,025	-	-
Education - higher education	-	-	-	-	-
Capital outlay	-	-	-	119,299	5,905,742
<i>Debt service:</i>					
Principal	123,800,000	39,790,000	163,590,000	-	-
Interest	63,403,695	34,627,366	98,031,061	-	-
Debt issuance costs	-	-	-	-	123,907
<b>Total expenditures</b>	<b>187,583,720</b>	<b>74,417,366</b>	<b>262,001,086</b>	<b>119,299</b>	<b>6,029,649</b>
Excess (deficiency) of revenues over (under) expenditures	(13,054,302)	467,000	(12,587,302)	(119,237)	(5,480,368)
<b>Other Financing Sources (Uses)</b>					
Bonds issued	-	-	-	-	14,015,000
Premium on bonds issued	-	-	-	-	1,115,469
Transfers in	25,246,996	-	25,246,996	119,237	-
Transfers out	-	-	-	-	-
<b>Total other financing sources (uses)</b>	<b>25,246,996</b>	<b>-</b>	<b>25,246,996</b>	<b>119,237</b>	<b>15,130,469</b>
Net change in fund balances	12,192,694	467,000	12,659,694	-	9,650,101
Fund balances, July 1	133,709,220	26,167,748	159,876,968	-	14,927,755
Fund balances, June 30	\$ 145,901,914	\$ 26,634,748	\$ 172,536,662	\$ -	\$ 24,577,856

(continued)

Capital Projects Funds						
CIP University System	CIP General State Government	CIP Prison System	CIP Military	CIP Wildlife	CIP Bond Proceeds	Total
\$ -	\$ -	\$ -	\$ -	\$ -	\$ -	-
-	-	-	-	-	-	-
-	-	-	13,899,793	-	-	13,899,793
-	-	-	-	-	-	-
-	-	-	-	-	1,944,020	2,493,363
-	-	-	14,328	-	-	14,328
-	-	-	13,914,121	-	1,944,020	16,407,484
-	-	-	-	-	-	-
25,010,614	-	-	-	-	-	-
-	29,032,326	24,423,604	34,639,921	634,053	3,782,116	28,792,730
-	-	-	-	-	-	-
-	-	-	-	-	-	-
206,554	-	-	-	-	168,205	498,666
25,217,168	29,032,326	24,423,604	34,639,921	634,053	3,950,321	124,046,341
(25,217,168)	(29,032,326)	(24,423,604)	(20,725,800)	(634,053)	(2,006,301)	(107,638,857)
-	-	-	-	-	-	-
23,395,000	-	-	-	-	18,715,000	56,125,000
1,822,168	-	-	-	-	1,458,020	4,395,657
-	57,430,550	38,919,860	5,942,821	634,053	499,519	103,546,040
-	(1,076,634)	(85,541)	(114,638)	-	(46,176,204)	(47,453,017)
25,217,168	56,353,916	38,834,319	5,828,183	634,053	(25,503,665)	116,613,680
-	27,321,590	14,410,715	(14,897,617)	-	(27,509,966)	8,974,823
-	4,187,502	3,160,798	23,562,415	1	62,315,917	108,154,388
\$ -	\$ 31,509,092	\$ 17,571,513	\$ 8,664,798	\$ 1	\$ 34,805,951	\$ 117,129,211

## Schedule of Total Uses - Budget and Actual , Non-GAAP Budgetary Basis

### All General Fund Budgets

For the Fiscal Year Ended June 30, 2019

	Final Budget	Actual	Variance
<b>Elected officials</b>			
Attorney General Administrative Account	\$ 27,945,905	\$ 27,572,479	\$ 373,426
Attorney General Council For Prosecuting Attorneys	330,638	176,414	154,224
Attorney General Crime Prevention	469,355	449,145	20,210
Attorney General Extradition Coordinator	600,614	600,613	1
Attorney General Forfeiture	106,073	63,645	42,428
Attorney General Medicaid Fraud	3,858,572	2,271,748	1,586,824
Attorney General Private Investigator Licensing Bd	2,277,662	1,493,755	783,907
Attorney General Special Litigation Fund	9,336,307	6,990,661	2,345,646
Attorney General State Settlements	4,303,681	1,801,901	2,501,780
Attorney General Victims of Domestic Violence	419,988	349,020	70,968
Attorney General Violence Against Women Grants	8,299,241	4,608,773	3,690,468
Attorney General Workers' Compensation Fraud	4,427,637	3,810,290	617,347
Controller's Office	5,468,240	5,123,543	344,697
Controller's Office Debt Recovery	516,456	113,500	402,956
Ethics Commission	876,005	830,562	45,443
Governor's Commission for Deaf Persons	25,000	15,488	9,512
Governor's Finance Office	5,553,516	4,006,071	1,547,445
Governor's High Level Nuclear Waste	1,853,696	1,577,881	275,815
Governor's Finance Division of Internal Audits	1,561,634	1,445,390	116,244
Governor's Finance Office Info Technology Project	42,540,295	1,753,546	40,786,749
Governor's Finance Office Special Appropriations	45,230,313	16,079,493	29,150,820
Governor's Mansion Maintenance	356,101	260,041	96,060
Governor's Merit Award Board	1,424	143	1,281
Governor's NV P20 Workforce Reporting	775,819	667,688	108,131
Governor's Office	2,368,813	2,340,248	28,565
Governor's Office of Energy	1,674,090	1,325,041	349,049
Governor's Office of Workforce Innovation	4,295,895	1,044,345	3,251,550
Governor's Renewable Energy Account	17,040,452	2,645,057	14,395,395
Governor's Renewable Energy Program	1,549,262	5,601	1,543,661
Governor's Science Innovation and Technology	5,257,673	5,151,183	106,490
Governor's Washington Office	259,434	259,433	1
Governor's WICHE Administration	383,076	340,830	42,246
Governor's WICHE Loan and Stipend	1,234,486	1,135,847	98,639
Lieutenant Governor	612,057	584,701	27,356
Secretary of State	26,941,852	25,567,816	1,374,036
Secretary of State Advisory Committee Gift	64	-	64
Secretary of State HAVA Elections Account	5,510,261	1,466,398	4,043,863
Secretary of State Notary Training	470,249	109,265	360,984
Secretary of State Securities Forfeiture Account	99,533	-	99,533
State Treasurer	3,159,377	3,014,118	145,259
State Treasurer's College Savings Endowment	17,172,890	4,140,327	13,032,563
State Treasurer's College Savings Private Entity	83,419	-	83,419
State Treasurer's Nevada College Savings Trust	3,887,395	3,634,654	252,741
State Treasurer's Nevada Promise Scholarship	8,000,000	1,757,611	6,242,389
State Treasurer's Silicosis and Disabled Pensions	53,452	25,995	27,457
State Treasurer's Unclaimed Property	2,282,913	2,193,627	89,286
	<b>269,470,815</b>	<b>138,803,887</b>	<b>130,666,928</b>
<b>Legislative and judicial</b>			
<b>Judicial Branch</b>			
Administrative Office of the Courts	5,273,251	3,923,542	1,349,709
Court of Appeals	2,620,581	2,547,812	72,769
Judicial Discipline	980,233	914,865	65,368
Judicial Education	1,574,988	890,179	684,809
Judicial Programs and Services Division	1,322,317	1,235,958	86,359
Judicial Retirement System State Share	1,738,217	1,579,344	158,873
Judicial Selection	21,349	18,436	2,913
Judicial Support, Governance and Special Events	651,101	222,833	428,268
Law Library	2,002,054	1,801,261	200,793
Law Library Gift Fund	20,217	-	20,217
Senior Justice and Senior Judge Program	1,501,168	1,455,631	45,537
Specialty Courts	11,951,265	8,783,319	3,167,946
State Judicial Elected Officials	22,657,466	21,620,870	1,036,596
Supreme Court	12,868,139	12,707,693	160,446
Uniform System of Judicial Records	2,236,199	1,097,733	1,138,466

(continued)

	Final Budget	Actual	Variance
<b>Legislative Branch</b>			
Disaster Relief	11,803,065	119,811	11,683,254
Foreclosure Mediation	1,160,965	310,888	850,077
Interim Finance Committee	90,338,141	16,560,166	73,777,975
Legislative Counsel Bureau Disbursement	13,211,145	9,330,169	3,880,976
So Nevada Community Project Fund	6,629	-	6,629
	183,938,490	85,120,510	98,817,980
<b>Finance and administration</b>			
<b>Department of Administration</b>			
Building Official Admin	2,834,687	630,667	2,204,020
Commission for Women	23,657	16,978	6,679
Construction Education Account	368,995	85,978	283,017
Director's Office	1,054,020	950,745	103,275
Emergency Fund	279,841	-	279,841
General Fund Salary Adjustment	55,947,487	26,812,615	29,134,872
Graffiti Reward Fund	19,654	-	19,654
Grants Office	711,583	471,467	240,116
Hearings and Appeals	5,128,434	5,041,923	86,511
Judicial College/Juvenile and Family Justice	200,000	200,000	-
Nevada State Library	5,141,953	4,786,101	355,852
Nevada State Library Cooperative	538,751	365,950	172,801
NSLA - IPS Equipment/Software	56,586	9,312	47,274
Public Works Division	364,456	233,665	130,791
Public Works Division Administration	905,848	776,660	129,188
Public Works Inspection	6,869,178	5,286,768	1,582,410
Public Works Retention Payment	6,792	-	6,792
Roof Maintenance Reserve	595,101	16,000	579,101
State Archives	1,681,094	1,462,139	218,955
State Claims	4,388,536	2,089,908	2,298,628
State Unemployment Compensation	2,213,340	1,196,356	1,016,984
Statutory Contingency	15,352,274	10,588,480	4,763,794
Unbudgeted Activity	-	394,371	(394,371)
<b>Department of Taxation</b>			
Department of Taxation	92,151,674	86,499,380	5,652,294
	196,833,941	147,915,463	48,918,478
<b>Education - K to 12</b>			
<b>Department of Education</b>			
Account for Alternative Schools	11,703,468	3,372,231	8,331,237
Achievement School District	133,857	106,996	26,861
Anti-Bullying Gift Fund	53,000	8,766	44,234
Anti Bullying Grants	49,153	42,129	7,024
Assessments and Accountability	25,201,989	19,621,512	5,580,477
Career and Technical Education	15,170,964	11,775,110	3,395,854
Contingency Account for Special Education	2,000,000	342,179	1,657,821
Continuing Education	8,988,625	7,255,496	1,733,129
Data Systems Management	2,945,982	2,704,009	241,973
Department Support Services	2,949,452	2,740,048	209,404
Distributive School Account	1,619,864,362	1,600,482,852	19,381,510
District Support Services	1,540,827	1,509,591	31,236
Educational Trust Fund	846,494	168,027	678,467
Educator Effectiveness	17,804,952	11,239,479	6,565,473
Educator Licensure	4,453,559	1,950,602	2,502,957
Gear Up	5,587,014	3,478,034	2,108,980
Gear Up Scholarship Trust	7,257,473	234,894	7,022,579
Incentives for Licensed Educational Personnel	1,000,000	418,839	581,161
Individuals with Disabilities (IDEA)	95,305,955	83,368,882	11,937,073
Instruction in Financial Liter	1,500,000	1,269,081	230,919
Literacy Programs	315,026	314,488	538
New NV Education Funding Plan	36,169,961	35,926,957	243,004
Office of Early Learning & Development	33,826,985	27,268,649	6,558,336
Office of the Superintendent	1,685,026	1,654,742	30,284
Other State Education Programs	87,028,246	79,802,506	7,225,740
Parent Involve & Family Engage	134,742	129,990	4,752

## Schedule of Total Uses - Budget and Actual , Non-GAAP Budgetary Basis

### All General Fund Budgets

For the Fiscal Year Ended June 30, 2019

	Final Budget	Actual	Variance
Professional Development Program	17,374,403	16,551,232	823,171
Public Charter School Loan Program	721,109	67,000	654,109
Safe and Respect Learning	7,558,363	4,601,428	2,956,935
School Remediation	123,391,125	109,073,161	14,317,964
School Safety	7,500,000	-	7,500,000
Standards and Instructional Support	1,596,959	1,482,564	114,395
State Supplemental School Support	191,092,000	184,309,491	6,782,509
Student and School Support	205,472,152	176,447,904	29,024,248
Student Indemnification Account	372,254	-	372,254
Teach NV Scholarship Program	8,024,865	1,093,992	6,930,873
Teacher's School Supplies Reimbursement	3,085,105	2,637,283	447,822
<b>Commission on Postsecondary Education</b>	873,081	493,270	379,811
<b>State Public Charter School Authority</b>	23,776,399	14,912,819	8,863,580
	<b>2,574,354,927</b>	<b>2,408,856,233</b>	<b>165,498,694</b>
<b>Education - higher education</b>			
<b>Nevada System of Higher Education</b>			
Agricultural Experiment Station	7,037,707	7,035,821	1,886
Anatomical Gift Account	403,433	50,000	353,433
Business Center North	2,128,055	2,128,055	-
Business Center South	1,875,147	1,875,147	-
College of Southern Nevada	149,443,941	148,654,849	789,092
Collegiate License Plate Account	415,765	325,341	90,424
Cooperative Extension Service	5,617,780	5,456,725	161,055
Desert Research Institute	8,206,260	8,057,774	148,486
Education for Dependent Children	50,470	8,124	42,346
Great Basin College	19,609,050	19,609,050	-
Intercollegiate Athletics - UNLV	7,864,929	7,864,929	-
Intercollegiate Athletics - UNR	5,425,885	5,425,885	-
Laboratory and Research	1,721,908	1,721,908	-
National Direct Student Loan Program	35,793	-	35,793
Nevada State College at Henderson	26,964,919	26,964,919	-
Silver State Opportunity Grant	5,000,000	4,999,352	648
Special Projects	4,333,834	1,184,921	3,148,913
System Computing Center	18,144,662	18,144,662	-
Truckee Meadows Community College	50,113,733	49,306,191	807,542
University of Nevada, Las Vegas	303,519,717	303,508,444	11,273
University of Nevada, Reno	234,116,221	232,915,537	1,200,684
University Press	428,755	428,755	-
University System Administration	4,964,115	4,964,115	-
UNLV Dental School	18,579,825	18,475,285	104,540
UNR Engineering Building Debt	1,030,563	1,030,563	-
UNLV Law School	16,253,700	16,253,699	1
UNLV School of Medicine	33,869,853	33,385,882	483,971
UNLV Statewide Programs	3,783,838	3,783,838	-
UNR School of Medicine	44,126,537	43,914,646	211,891
UNR Statewide Programs	8,382,842	8,382,828	14
Western Nevada College	19,553,055	19,016,125	536,930
	<b>1,003,002,292</b>	<b>994,873,370</b>	<b>8,128,922</b>
<b>Human services</b>			
<b>Director's Office</b>			
Administration	1,771,329	1,679,825	91,504
Consumer Health Assistance	1,449,613	1,348,945	100,668
Developmental Disabilities	838,456	677,714	160,742
DHR Children's Trust Account	1,352,508	653,201	699,307
Grants Management Unit	30,635,951	26,385,330	4,250,621
Grief Support Trust Account	123,939	33,891	90,048
IDEA Part C Compliance	4,031,124	3,753,350	277,774
Prevention/Treatment of Problem Gambling	1,917,171	1,322,804	594,367
Public Defender	3,402,964	2,887,050	515,914
UPL Holding Account	13,401,926	13,401,925	1
Victims of Human Trafficking	227,503	43,838	183,665
<b>Aging and Disability Services Division</b>			
Aging Federal Programs and Administration	38,442,459	28,811,062	9,631,397
Applied Behavior Analysis	204,405	16,990	187,415

(continued)

	Final Budget	Actual	Variance
Desert Regional Center	150,449,934	143,256,412	7,193,522
Early Intervention Services	43,764,765	37,311,113	6,453,652
Family Preservation Program	2,964,092	2,942,258	21,834
Home and Community Based Service	44,191,697	32,793,898	11,397,799
Rural Regional Center	20,612,521	18,460,660	2,151,861
Sierra Regional Center	51,086,205	46,371,287	4,714,918
<b>Division of Health Care Financing and Policy</b>			
Health Care Financing and Policy	214,269,711	182,093,238	32,176,473
Increased Quality of Nursing Care	40,052,540	36,482,987	3,569,553
Intergovernmental Transfer Program	229,275,789	212,768,407	16,507,382
Nevada Check-Up Program	64,844,507	55,383,221	9,461,286
Nevada Medicaid	4,073,041,031	4,037,259,825	35,781,206
<b>Division of Public and Behavioral Health</b>			
Alcohol Tax Program	1,317,743	1,011,644	306,099
Behavioral Health Administration	5,691,064	5,420,418	270,646
Behavioral Health Prevention & Treatment	59,402,075	34,680,268	24,721,807
Biostatistics and Epidemiology	12,914,272	9,627,383	3,286,889
Cancer Control Registry	811,731	647,968	163,763
Child Care Services	2,053,681	1,456,164	597,517
Chronic Disease	12,344,559	10,757,865	1,586,694
Communicable Diseases	39,628,105	33,874,036	5,754,069
Community Health Services	4,467,834	3,669,732	798,102
Environmental Health Services	2,398,701	1,669,755	728,946
Emergency Medical Services	1,651,703	1,210,334	441,369
Facility for the Mental Offender	12,444,822	12,292,232	152,590
Health Care Facility Reg	22,913,607	13,144,549	9,769,058
Health Facilities-Admin Penalty	163,534	357	163,177
Health Statistics and Planning	3,965,658	1,731,549	2,234,109
Immunization Program	7,371,003	6,877,331	493,672
Marijuana Health Registry	4,126,602	645,398	3,481,204
Maternal Child Health Services	10,000,238	7,470,909	2,529,329
No NV Adult Mental Health Services	30,677,613	26,761,716	3,915,897
Office of State Health Administration	9,574,167	9,158,482	415,685
Public Health Preparedness Program	12,864,734	10,873,269	1,991,465
Radiation Control Program	4,972,704	2,757,806	2,214,898
Rural Clinics	15,183,206	13,521,906	1,661,300
So NV Adult Mental Health Services	89,007,866	87,452,934	1,554,932
WIC Food Supplement	72,189,379	58,062,377	14,127,002
<b>Division of Welfare and Supportive Services</b>			
Assistance to Aged and Blind	10,564,945	10,309,000	255,945
Child Care Assistance and Development	69,115,509	66,814,083	2,301,426
Child Support Enforcement Program	93,271,351	36,678,155	56,593,196
Child Support Federal Reimbursement	29,281,911	26,254,053	3,027,858
Energy Assistance - Welfare	24,336,509	21,652,961	2,683,548
Temp Assistance for Needy Families	56,714,265	39,522,958	17,191,307
Welfare Administration	56,042,203	47,469,277	8,572,926
Welfare Field Services	123,079,688	117,856,663	5,223,025
<b>Division of Child and Family Services</b>			
Caliente Youth Center	10,129,742	8,605,022	1,524,720
Children, Youth and Family Administration	54,109,527	35,324,009	18,785,518
Clark County Child Welfare	117,184,962	115,359,068	1,825,894
Community Juvenile Justice Programs	3,594,740	3,087,923	506,817
Farm Account - Youth Training Center	7,150	-	7,150
Summit View Youth Center	6,577,566	6,111,475	466,091
Nevada Youth Training Center	9,050,178	7,653,480	1,396,698
No NV Child and Adolescent Services	9,672,748	8,796,479	876,269
Normalcy for Youth Gift	1,000	-	1,000
Review of Death of Children	564,408	119,255	445,153
Rural Child Welfare	22,948,058	20,716,940	2,231,118
So NV Child and Adolescent Services	29,024,482	26,199,587	2,824,895
Transition from Foster Care	1,476,427	940,774	535,653
UNITY/SACWIS	7,214,317	7,002,972	211,345
Victims of Domestic Violence	3,845,234	3,599,499	245,735
Washoe County Integration	37,401,418	37,401,418	-
Youth Alternative Placement	4,370,793	4,370,793	-
Youth Parole Services	6,563,401	5,939,167	624,234

## Schedule of Total Uses - Budget and Actual , Non-GAAP Budgetary Basis

### All General Fund Budgets

For the Fiscal Year Ended June 30, 2019

	Final Budget	Actual	Variance
<b>Department of Employment, Training and Rehabilitation</b>			
Blind Business Enterprise Program	4,860,098	1,390,030	3,470,068
DETR Administrative Services	5,546,760	5,094,392	452,368
Disability Adjudication	20,383,343	15,745,132	4,638,211
Information Development and Processing	16,096,821	11,700,161	4,396,660
Nevada Equal Rights Commission	2,456,984	1,838,909	618,075
Rehabilitation Administration	1,404,563	1,101,868	302,695
Research and Analysis	2,751,578	2,337,216	414,362
Services to the Blind	3,639,161	2,916,227	722,934
Vocational Rehabilitation	23,671,122	20,409,799	3,261,323
	<b>6,337,441,703</b>	<b>5,961,234,358</b>	<b>376,207,345</b>
<b>Commerce and industry</b>			
<b>Office of Economic Development</b>			
GOED Nevada Knowledge Fund	8,573,435	4,919,976	3,653,459
Governor's Office of Economic Development	9,659,346	8,944,380	714,966
Motion Pictures	825,350	682,564	142,786
Nevada Catalyst Fund	4,700,759	429,270	4,271,489
Nevada Main Street Program	632,978	199,575	433,403
NV SSBCI Program	10,176,737	3,661,124	6,515,613
Rural Community Development	2,792,165	1,894,675	897,490
Small Business and Procurement	724,709	666,820	57,889
Small Business Enterprise Loan	500,000	500,000	-
WINN	7,605,576	4,360,920	3,244,656
<b>Commission on Mineral Resources</b>			
Bond Reclamation	4,808,192	514,986	4,293,206
Minerals	3,998,226	2,400,919	1,597,307
<b>Department of Agriculture</b>			
Agriculture Administration	2,626,112	2,439,602	186,510
Agriculture License Plates	47,268	19,477	27,791
Agricultural Registration/Enforcement	6,370,851	3,081,180	3,289,671
Agriculture Research and Promotion	124,173	1,592	122,581
Commercial Feed Account	78,548	2,913	75,635
Commodity Food Program	24,117,170	17,937,070	6,180,100
Consumer Equitibility	3,664,316	2,778,370	885,946
Junior Agricultural Loan Program	4,645	-	4,645
Livestock Enforcement	635,334	331,353	303,981
Livestock Inspection	1,515,662	1,181,694	333,968
Nevada Beef Council	300,615	286,216	14,399
Nutrition Education Programs	197,306,714	168,508,351	28,798,363
Pest, Plant Disease and Noxious Weed	1,944,706	1,432,655	512,051
Plant Health and Quarantine Services	610,582	549,082	61,500
Predatory Animal and Rodent Control	822,593	768,287	54,306
Rangeland Resources Commission	271,059	148,101	122,958
Veterinary Medical Services	1,598,748	1,317,489	281,259
Weed Abatement and Control	106,852	-	106,852
<b>Department of Tourism and Cultural Affairs</b>			
Indian Commission	400,676	307,736	92,940
Lost City Museum	513,697	410,244	103,453
Museums and History Administration	1,090,301	565,991	524,310
Nevada Arts Council	2,765,555	2,481,509	284,046
Nevada Historical Society	639,356	611,000	28,356
Nevada Humanities	100,000	100,000	-
Nevada State Museum	1,867,094	1,792,794	74,300
Nevada State Museum, Las Vegas	4,660,765	4,553,266	107,499
State Railroad Museums	1,498,452	1,377,930	120,522
Stewart Indian School Living Legacy	321,821	320,619	1,202
<b>Gaming Control Board</b>			
Federal Forfeiture Treasury	6,956,641	917,623	6,039,018
Gaming Commission	538,489	479,873	58,616
Gaming Control Board	52,686,583	43,850,165	8,836,418
Gaming Control Federal Forfeiture	4,976,160	25,824	4,950,336
Gaming Control - Forfeiture Account	596,620	19,683	576,937
Gaming Control - Other State Forfeiture	500,440	-	500,440
<b>Department of Business and Industry</b>			
Athletic Commission	3,572,090	1,705,396	1,866,694
Attorney for Injured Workers	3,694,120	3,682,099	12,021



(continued)

	Final Budget	Actual	Variance
Business and Industry Administration	5,279,057	5,130,250	148,807
Common Interest Communities	4,617,075	2,209,109	2,407,966
Division of Mortgage Lending	13,439,691	2,629,884	10,809,807
DOE Weatherization	8,481,536	4,879,080	3,602,456
Employee Management Relations	1,412,967	494,079	918,888
Financial Institutions	6,803,822	3,847,538	2,956,284
Financial Institutions Audit	266,029	118,821	147,208
Financial Institutions Investigations	1,586,611	82,151	1,504,460
Housing Inspection and Comp	4,890,225	2,789,421	2,100,804
Industrial Development Bonds	1,378,131	11,281	1,366,850
Labor Relations	1,924,111	1,884,968	39,143
Low Income Housing Trust Fund	32,495,019	12,211,221	20,283,798
Nevada Transportation Authority	5,619,544	4,637,263	982,281
NVTA Administrative Fines	1,111,127	88,876	1,022,251
Office of Business and Planning	415,917	406,075	9,842
Real Estate	4,173,261	3,971,626	201,635
Special Housing Assistance	1,239,525	1,015	1,238,510
	479,655,929	338,553,051	141,102,878

#### Public safety

##### Department of Corrections

AB505 79th One-shot	11,539,564	4,640,283	6,899,281
Carlin Conservation Camp	1,393,394	1,360,987	32,407
Casa Grande Transitional Housing	4,755,036	4,648,962	106,074
Correctional Programs	10,320,209	8,698,104	1,622,105
Director's Office	35,898,460	33,459,242	2,439,218
Ely Conservation Camp	1,355,897	1,316,230	39,667
Ely State Prison	29,204,091	28,645,129	558,962
Endowment Fund Historical Preservation of NSP	62,672	-	62,672
Florence McClure Women's Correctional Center	17,138,576	17,013,907	124,669
High Desert State Prison	54,863,474	54,716,716	146,758
Humboldt Conservation Camp	1,518,497	1,479,021	39,476
Jean Conservation Camp	1,590,839	1,554,255	36,584
Lovelock Correctional Center	25,196,874	25,081,151	115,723
Nevada State Prison	65,323	61,105	4,218
No Nevada Correctional Center	29,448,158	29,331,261	116,897
No. Nevada Transitional Housing	1,505,241	1,494,226	11,015
Pioche Conservation Camp	1,883,677	1,840,713	42,964
Prison Medical Care	51,255,523	50,948,482	307,041
Silver Springs Conservation Camp	3,677	3,677	-
Stewart Conservation Camp	1,913,161	1,877,799	35,362
So Nevada Correctional Center	232,401	217,472	14,929
Southern Desert Correctional Center	26,161,352	25,751,725	409,627
Three Lakes Valley Conservation Camp	2,720,971	2,674,675	46,296
Tonopah Conservation Camp	1,416,456	1,329,729	86,727
Warm Springs Correctional Center	11,729,632	11,714,265	15,367
Wells Conservation Camp	1,367,061	1,324,093	42,968

##### Department of Public Safety

Child Volunteer Background Checks Trust	15,087	15,087	-
Cigarette Fire Safety Standard	159,520	25,790	133,730
Contingency Account for Haz Mat	1,143,312	343,281	800,031
Criminal History Repository	33,400,594	18,084,829	15,315,765
Dignitary Protection	1,067,050	1,043,127	23,923
Disaster Response and Recovery Account	21,970,367	3,742,666	18,227,701
Emergency Assistance Subaccount	333,953	81,609	252,344
Emergency Management Assistance Grant	19,396,135	12,837,765	6,558,370
Emergency Management Division	6,498,348	5,059,827	1,438,521
Federal Forfeiture	1,232,979	-	1,232,979
Fire Marshal	3,793,381	3,708,909	84,472
Forfeitures	2,286,971	1,895,498	391,473
Fund for Reentry Programs	5,000	-	5,000
Highway Safety Plan and Administration	5,986,541	3,647,258	2,339,283
Investigations	9,426,551	7,583,634	1,842,917
Justice Assistance Account	8,538,536	3,944,370	4,594,166
Justice Assistance Grant	4,063,192	2,302,284	1,760,908

## Schedule of Total Uses - Budget and Actual , Non-GAAP Budgetary Basis

### All General Fund Budgets

For the Fiscal Year Ended June 30, 2019

	Final Budget	Actual	Variance
Justice Grant	531,687	418,871	112,816
K-9 Program	29,109	24,109	5,000
Motorcycle Safety Program	977,431	433,407	544,024
Office of Cyber Defense	478,083	414,104	63,979
Office of Homeland Security	465,383	451,361	14,022
Parole and Probation	63,481,653	58,473,494	5,008,159
Parole Board	3,033,802	2,862,584	171,218
RCCD Communications Bureau	6,667,948	6,042,165	625,783
Traffic Safety	12,433,387	6,230,362	6,203,025
Training Division	2,029,586	1,937,677	91,909
<b>Department of Motor Vehicles</b>			
Motor Vehicle Pollution Control	13,333,767	10,881,275	2,452,492
<b>Peace Officers Standards and Training</b>	2,787,512	2,146,406	641,106
	<b>550,107,081</b>	<b>465,814,958</b>	<b>84,292,123</b>
<b>Infrastructure</b>			
<b>Department of Wildlife</b>			
Conservation Education	3,009,322	2,894,983	114,339
Diversity	2,146,953	1,977,399	169,554
Fisheries Management	10,153,053	8,825,187	1,327,866
Game Management	11,167,665	9,999,445	1,168,220
Habitat	12,952,746	10,273,269	2,679,477
Law Enforcement	7,587,393	7,273,971	313,422
Wildlife Director's Office	4,221,690	4,182,174	39,516
Wildlife Fund	39,506,253	19,887,945	19,618,308
Wildlife Habitat Enhancements	5,055,388	1,118,187	3,937,201
Wildlife Heritage Account	10,896,457	1,053,836	9,842,621
Wildlife Operations	10,345,588	8,345,242	2,000,346
<b>Department of Conservation and Natural Resources</b>			
AB9/Q1 Bonds	6,013,726	1,954,562	4,059,164
Adjudication Emergency	16,000	-	16,000
Air Quality	9,150,536	7,284,612	1,865,924
Air Quality Management Account	7,487,012	3,105,457	4,381,555
Basin Account Region 1	512,555	365,561	146,994
Basin Account Region 2	1,367,505	764,169	603,336
Basin Account Region 3	1,581,052	354,536	1,226,516
Basin Account Region 4	424,812	114,824	309,988
Bureau of Water	7,877,997	3,469,724	4,408,273
Channel Clearance	520,926	267,400	253,526
Chemical Hazard Prevention	1,919,608	533,447	1,386,161
Comstock Historic District	195,990	195,225	765
Comstock Historical District Gifts	21,430	643	20,787
Conservation Districts	615,898	547,908	67,990
Cultural Resource Program	1,285,319	324,252	961,067
Dep Industrial Site Cleanup	5,903,107	2,450,421	3,452,686
Environmental Protection Administration	8,669,982	6,983,839	1,686,143
Environmental Quality Improvement	89,313	-	89,313
Flood Control Revenue Fund	250,000	-	250,000
Forest Fire Suppression/Emergency Response	21,091,006	17,049,740	4,041,266
Forestry	21,874,876	10,862,751	11,012,125
Forestry Conservation Camps	13,034,977	8,828,781	4,206,196
Groundwater Recharge Projects	207,159	36,234	170,925
Hazardous Waste - Beatty Site	13,037,564	-	13,037,564
Hazardous Waste Management	23,275,841	4,029,842	19,245,999
Historic Preservation and Archives	1,632,970	1,477,169	155,801
HP 2017/SB546 2018A Bond	1,020,288	56,503	963,785
Interim Fluid Management Trust	1,343,550	-	1,343,550
Las Vegas Basin Water District	5,920,068	1,785,507	4,134,561
Maintenance of State Parks	5,928,443	980,511	4,947,932
Materials Management and Corrective Actions	16,571,898	9,798,534	6,773,364
Mining Regulation/Reclamation	6,303,266	2,903,482	3,399,784
Natural Resources Administration	2,039,308	1,796,123	243,185
Nevada Natural Heritage	1,279,485	1,117,318	162,167
Nevada Tahoe Regional Planning Agency	1,319	492	827
NV State Parks/Cultural Resources Endowment	510,000	-	510,000
<b>Off-highway Vehicle Commission</b>	4,289,311	994,307	3,295,004
Parks Federal Grant Programs	8,682,765	4,806,863	3,875,902

(continued)

	Final Budget	Actual	Variance
Public Water System Fund	1,816,058	172,706	1,643,352
Q1 2017/SB546 2017C Bond	4,584,981	1,359,021	3,225,960
Reclamation Surety Account	50,361,018	49,807	50,311,211
Safe Drinking Water Regulatory Program	5,043,111	4,094,796	948,315
Sagebrush Ecosystem Account	1,981,203	65,470	1,915,733
State Engineer Revenue	255,708	118,510	137,198
State Environmental Commission	100,521	77,963	22,558
State Lands	1,906,685	1,657,777	248,908
State Lands Revolving Account	260,278	39,397	220,881
State Parks	28,105,177	19,837,240	8,267,937
State Parks Facility and Grounds Maintenance	14,791,537	1,081,459	13,710,078
State Parks Interpretive and Educational Program	1,587,958	849,074	738,884
Storage Tank Management	304,984	-	304,984
Tahoe Bond Sale	684,000	5,423	678,577
Tahoe License Plates	2,643,978	693,213	1,950,765
Tahoe Mitigation	2,360,402	53,617	2,306,785
Tahoe Regional Planning Agency	14,449,627	2,239,236	12,210,391
USGS Co-Op	720,155	471,908	248,247
Water District Revenue Fund	30,000	-	30,000
Water Planning - Capital Improvement	29,727	11,501	18,226
Water Quality Planning	4,992,769	2,883,324	2,109,445
Water Resources	8,383,940	7,175,802	1,208,138
Water Resources Cooperative Project	1,485,354	553,875	931,479
Water Resources Legal Cost	2,103,623	7,846	2,095,777
Water Right Surveyors	42,879	978	41,901
Water Studies	277,000	-	277,000
Well Driller's Licenses	78,472	13,722	64,750
Wildland Fire Protection Program	3,776,674	2,776,914	999,760
	472,147,189	217,362,954	254,784,235
<b>Special purpose agencies</b>			
<b>Department of Veterans' Services</b>			
Cemetery Gifts and Donations	113,285	92,345	20,940
Department of Veterans' Services	4,548,829	4,012,156	536,673
Fallen Soldier Gift Fund	103,085	83,764	19,321
General Veterans' Services - Fees	2,119,694	1,001,760	1,117,934
Gift Account for Veterans' Home - So Nevada	66,503	26,700	39,803
Nevada Will Remember Vets Gift Account	525	-	525
Northern Nevada Veterans	6,234,879	1,531,741	4,703,138
Sexual Trauma Gift Account	525	-	525
Veterans' Home Account	31,504,408	24,078,666	7,425,742
Veterans' Home Gift Fund	256,332	183,809	72,523
Veterans' Memorial Gift Account	7,020	-	7,020
<b>Office of the Military</b>			
Adjutant General Special Facilities Account	51,528	-	51,528
Military	24,441,924	22,556,792	1,885,132
Military Emergency Operations Center	525,061	306,426	218,635
Military State Active Duty	611,473	330,051	281,422
National Guard Benefits	57,824	43,741	14,083
Patriot Relief Account	157,533	81,468	76,065
<b>Silver State Health Insurance Exchange Admin</b>	28,511,522	17,956,927	10,554,595
<b>Deferred Compensation Committee</b>	479,104	351,201	127,903
<b>Civil Air Patrol</b>	64,765	33,911	30,854
<b>Public Employees' Benefits Program</b>			
Non-State Retirees' Rate Mitigation	1,757,641	1,757,641	-
	101,613,460	74,429,099	27,184,361

## Schedule of Total Uses - Budget and Actual , Non-GAAP Budgetary Basis

### All General Fund Budgets

*For the Fiscal Year Ended June 30, 2019*

	Final Budget	Actual	Variance
<b>Appropriated Transfers to Other Funds</b>			
Attorney General Special Fund	674,629	674,629	-
Capital Project Funds	81,405,741	81,405,741	-
Enterprise Funds	200,000	200,000	-
Highway Fund	5,489,039	5,489,039	-
Internal Service Funds	10,446,092	10,446,092	-
Legislative Fund	53,874,741	53,874,741	-
Millennium Scholarship Fund	33,000,000	33,000,000	-
	<u>185,090,242</u>	<u>185,090,242</u>	<u>-</u>
<b>Reversions to Other Funds</b>			
Reversion to Enterprise Funds	-	512,272	(512,272)
Reversion to Internal Service Funds	-	60,904	(60,904)
Reversion to Special Revenue Funds	-	307,427	(307,427)
	<u>-</u>	<u>880,603</u>	<u>(880,603)</u>
<b>Projected reversions</b>	(50,000,000)	-	(50,000,000)
<b>Total General Fund</b>	<u>\$ 12,303,656,069</u>	<u>\$ 11,018,934,728</u>	<u>\$ 1,284,721,341</u>

# 1961 “Frank Sinatra” Ghia

*One of 26 built*

Sinatra purchased the first Ghia L 6.4 built, which is displayed here. Virgil Exner designed a series of Chrysler “dream cars” which Chrysler sold the rights of to Gene Casaroll of Dual Motors Corporation of Detroit. Dual-Ghia production began in 1956 and ceased in 1963 when Gene Casaroll died. The Dodge chassis were shipped to Torino, Italy, to be fitted with the convertible bodies and then shipped back to Detroit where the power train was installed.

[automuseum.org](http://automuseum.org)

Images by: Zoe Coursey  
djdrenzyme@gmail.com



## Schedule of Total Uses - Budget and Actual , Non-GAAP Budgetary Basis

### All Special Revenue Fund Budgets

For the Fiscal Year Ended June 30, 2019

	Final Budget	Actual	Variance
<b>State Highway</b>			
<b>Infrastructure</b>			
AB 595 Revenue Clark Co.	\$ 31,931,438	\$ 8,071,014	\$ 23,860,424
AB 595 Revenue Rental Car Tax	3,300	1,331	1,969
AB 595 Revenue Washoe Co.	4,694,878	4,621,836	73,042
Aviation Trust Fund	263,815	147,297	116,518
Bond Construction	112,666,094	112,463,572	202,522
NDOT - SB 5 RTC Public Road Project	25,256,023	5,513,591	19,742,432
NDOT Fuel Revenue Indexing Clark	14,527,831	18,871	14,508,960
System of Providing Information to the Traveling Public	614,637	175,445	439,192
Transportation Administration	855,126,125	798,098,265	57,027,860
Unbudgeted Activity	-	482,338	(482,338)
<b>Public Safety</b>			
Director's Office - Public Safety	3,340,273	3,127,815	212,458
Emergency Response Commission	3,345,958	1,108,329	2,237,629
Evidence Vault	658,097	650,266	7,831
Highway Patrol	77,673,625	71,516,935	6,156,690
One Shot Account	19,754,678	4,063,020	15,691,658
Professional Responsibility	792,667	748,339	44,328
PS Highway Safety Grants Account	4,579,969	2,634,348	1,945,621
<b>Motor vehicles</b>			
Admin Off Highway Vehicle Titling and Registration	1,409,056	1,253,112	155,944
Administrative Services	17,635,887	14,891,894	2,743,993
Assistance of Off Highway Vehicle Titling	26,825	-	26,825
Central Services	11,888,782	10,606,152	1,282,630
Compliance Enforcement	5,173,762	4,608,232	565,530
Director's Office	5,098,791	4,813,095	285,696
Field Services	60,468,065	51,092,410	9,375,655
Forfeitures	206	-	206
Hearings	1,255,208	1,203,053	52,155
License Plate Factory	8,474,253	4,658,109	3,816,144
Local Fuel Tax Indexing Fund	127,786	2,935	124,851
Management Services	1,538,787	1,475,541	63,246
Motor Carrier	4,807,824	4,343,242	464,582
Motor Vehicle Information Technology	12,266,439	9,734,042	2,532,397
Records Search	9,523,354	9,401,737	121,617
Salvage Titles Trust Account	485,743	170,189	315,554
Special Fuel Ind Reimb Clark	5,448,469	4,617,161	831,308
Special Plates Trust Account	3,925,173	734,706	3,190,467
STAR	26,710,393	2,003,833	24,706,560
Verification of Insurance	2,746,103	2,148,492	597,611
<b>Transfers to Other Funds</b>			
Appropriations to Other Funds	16,315,746	16,315,746	-
Debt Service	74,884,366	74,884,366	-
<b>Reversions to Other Funds</b>	-	67,407	(67,407)
<b>Projected Reversions</b>	(88,378,816)	-	(88,378,816)
	<u>1,337,061,610</u>	<u>1,232,468,066</u>	<u>104,593,544</u>
<b>Municipal Bond Bank</b>			
<b>Transfers to Other Funds</b>			
Debt Service	6,848,545	6,848,544	1
	<u>6,848,545</u>	<u>6,848,544</u>	<u>1</u>
<b>Employment Security</b>			
<b>Human Services</b>			
Employment Security Special Fund	11,999,703	2,274,019	9,725,684
Unemployment Insurance	30,674,249	27,531,295	3,142,954
Workforce Development	75,941,821	63,288,463	12,653,358
	<u>118,615,773</u>	<u>93,093,777</u>	<u>25,521,996</u>

(continued)

	Final Budget	Actual	Variance
<b>Regulatory</b>			
<b>Commerce and Industry</b>			
Real Estate Education and Research	1,087,671	569,405	518,266
Real Estate Recovery Account	941,524	640,989	300,535
Regulatory Fund	17,466,447	12,505,693	4,960,754
Administrative Fines	646,282	646,282	-
Taxicab Authority	11,813,549	5,427,723	6,385,826
Dairy Commission	1,909,820	1,075,191	834,629
	<u>33,865,293</u>	<u>20,865,283</u>	<u>13,000,010</u>
<b>Higher Education Capital Construction</b>			
<b>Finance and Administration</b>			
Higher Education Capital Construction	5,000,000	5,000,000	-
Higher Education Special Construction	10,006,692	10,006,692	-
	<u>15,006,692</u>	<u>15,006,692</u>	<u>-</u>
<b>Cleaning Up Petroleum Discharges</b>			
<b>Infrastructure</b>			
Petroleum Clean-Up Trust Fund	23,230,614	15,538,417	7,692,197
	<u>23,230,614</u>	<u>15,538,417</u>	<u>7,692,197</u>
<b>Hospital Care to Indigent Persons</b>			
<b>Finance and Administration</b>			
Indigent Hospital Care	66,566,991	36,460,188	30,106,803
	<u>66,566,991</u>	<u>36,460,188</u>	<u>30,106,803</u>
<b>Tourism Promotion</b>			
<b>Commerce and Industry</b>			
Division of Tourism	32,323,999	25,623,201	6,700,798
Tourism Development	217,795	99,748	118,047
	<u>32,541,794</u>	<u>25,722,949</u>	<u>6,818,845</u>
<b>Offender's Store</b>			
<b>Public Safety</b>			
Inmate Welfare Account	5,850,182	5,096,742	753,440
Offenders' Store Fund	37,604,115	17,692,592	19,911,523
	<u>43,454,297</u>	<u>22,789,334</u>	<u>20,664,963</u>
<b>Tobacco Settlement</b>			
<b>Elected Officials</b>			
Guinn Memorial Millennium Scholarship Fund	421,192	9,000	412,192
MSA Compliance Administration	840,463	676,067	164,396
Millennium Scholarship Fund	75,704,517	37,061,746	38,642,771
Millennium Scholarship Administration	398,644	359,576	39,068
Trust Fund for Healthy Nevada	60,344,232	21,027,870	39,316,362
<b>Human Services</b>			
Senior RX and Disability RX	2,808,902	1,654,235	1,154,667
Tobacco Settlement Program	5,943,500	5,751,726	191,774
	<u>146,461,450</u>	<u>66,540,220</u>	<u>79,921,230</u>
<b>Attorney General Settlement</b>			
<b>Public Safety</b>			
National Settlement Administration	22,042,735	5,492,623	16,550,112
	<u>22,042,735</u>	<u>5,492,623</u>	<u>16,550,112</u>
<b>Gift</b>			
<b>Education</b>			
Education Gift Fund	7,603,956	5,048,700	2,555,256
Library and Archives Gift Fund	495,575	35,666	459,909
<b>Human Services</b>			
Aging Services Gift Account	60,447	1,820	58,627



## Schedule of Total Uses - Budget and Actual , Non-GAAP Budgetary Basis

### All Special Revenue Fund Budgets

For the Fiscal Year Ended June 30, 2019

	Final Budget	Actual	Variance
Blind Gift Fund	464,463	8,607	455,856
CBS Washoe Gift Fund	10,849	-	10,849
CYC Gift Fund	1,688	-	1,688
DRC Gift Fund	6,403	3,364	3,039
Henry Woods Christmas Fund	2,284	730	1,554
Hospital Gift Fund	250,418	2,818	247,600
Indian Commission Gift Account	51,799	3,049	48,750
NV Equal Rights Commission Gift Fund	3,737	2,364	1,373
Nevada Children's Gift Account	594,875	26,000	568,875
Public Health Gift Fund	20,327	10,432	9,895
Rehabilitation Gift Fund	17,222	1,160	16,062
Rural Services Gift Account	13,085	-	13,085
SNAMHS Gift Fund	29,608	-	29,608
SRC Gift Fund	11,242	-	11,242
Welfare Gift Fund	9,887	-	9,887
Youth Training Center Gift Fund	31,767	-	31,767
<b>Infrastructure</b>			
Park Gift and Grants	241,203	43,091	198,112
Wildlife Trust Account	1,650,460	984,941	665,519
	<u>11,571,295</u>	<u>6,172,742</u>	<u>5,398,553</u>
<b>Natural Resources</b>			
<b>Infrastructure</b>			
Erosion Control Bond Q12	92,550	15,240	77,310
Grants To Water Purveyors	1,040,879	138,180	902,699
Lake Tahoe 2016D Bonds	988,938	798,596	190,342
Protect Lake Tahoe	6,602,090	2,855,497	3,746,593
Tahoe 2017/SB546 2017B Bond	2,571,768	1,736,893	834,875
Tahoe 2017/SB546 2018B Bond	2,555,100	-	2,555,100
Water Grants 2017/SB546 2017B Bond	1,025,275	122,628	902,647
	<u>14,876,600</u>	<u>5,667,034</u>	<u>9,209,566</u>
<b>Miscellaneous</b>			
<b>Elected Officials</b>			
Consumer Advocate	5,646,371	3,823,804	1,822,567
Racketeering-Prosecution Account	125	-	125
Unfair Trade Practices	750,000	60,742	689,258
<b>Commerce and Industry</b>			
Lost City Museum Trust	144,776	105,598	39,178
LV Museum and Historical Society Trust	130,103	51,112	78,991
Museums Administrator Trust	46,158	29,195	16,963
Museums and History Board Trust	57,257	30,977	26,280
Nevada Historical Society Trust	2,115,942	97,255	2,018,687
Nevada State Museum Trust	1,316,573	929,434	387,139
Nevada Railroad Museum Trust	597,831	255,627	342,204
<b>Human Services</b>			
Low Level Radioactive Waste	1,391,217	5,580	1,385,637
<b>Finance and Administration</b>			
Victims of Crime	20,688,356	8,980,511	11,707,845
	<u>32,884,709</u>	<u>14,369,835</u>	<u>18,514,874</u>
<b>Legislative (Non-GAAP Fund)</b>			
<b>Legislative Branch</b>			
Audit Contingency Account	595,464	543,000	52,464
Legislative Counsel Bureau	65,451,157	52,316,110	13,135,047
Nevada Legislative Interim	736,063	702,337	33,726
	<u>66,782,684</u>	<u>53,561,447</u>	<u>13,221,237</u>
<b>Total Special Revenue</b>	<u>\$ 1,971,811,082</u>	<u>\$ 1,620,597,151</u>	<u>\$ 351,213,931</u>

## 1937 Cord 812 Supercharged

*Speed Record Setter*

In June 1937, the car displayed here was driven at Indianapolis and won the Stevens Trophy. It established a new Class C closed stock car speed record at a distance of 1909.9 miles in 24 hours at an average speed of 79.6 mph. In September 1937 this same car set a new land speed record at Bonneville Salt Flats near Wendover, Utah by driving 2,441.3 miles in 24 hours at an average speed of 101.72 mpg and the flying mile at 107.6 mpg.

[automuseum.org](http://automuseum.org)



Images by: Zoe Coursey  
[djdrenzyme@gmail.com](mailto:djdrenzyme@gmail.com)

# **Schedule of Sources - Budget and Actual, Non-GAAP Budgetary Basis** **All Nonmajor Special Revenue Fund Budgets**

For the Fiscal Year Ended June 30, 2019

	Final Budget	Actual	Variance	Final Budget	Actual	Variance
	<b>Employment Security</b>			<b>Regulatory</b>		
Fund balances	\$ 22,852,114	\$ 22,852,114	\$ -	\$ 10,873,264	\$ 10,873,264	
Revenues:						
Other taxes	-	-	-	13,925,443	13,989,294	63,851
Intergovernmental	72,246,730	64,699,168	(7,547,562)	658,388	658,388	
Sales, charges for services	855,731	618,234	(237,497)	4,184,216	3,169,758	(1,014,458)
Licenses, fees and permits	229,071	420,296	191,225	2,561,430	2,268,418	(293,012)
Interest	238,145	583,018	344,873	30,633	157,488	126,855
Other	18,468,490	21,354,033	2,885,543	869,019	755,218	(113,801)
Other financing sources:						
Transfers	3,725,492	4,063,576	338,084	762,900	709,834	(53,066)
<b>Total sources</b>	<b>\$ 118,615,773</b>	<b>\$ 114,590,439</b>	<b>\$ (4,025,334)</b>	<b>\$ 33,865,293</b>	<b>\$ 32,581,662</b>	<b>\$ (1,283,631)</b>


	<b>Higher Education Capital Construction</b>			<b>Cleaning Up Petroleum Discharges</b>		
Fund balances	\$ -	\$ -	\$ -	\$ 7,500,000	\$ 7,500,000	\$ -
Revenues:						
Gaming taxes, fees, licenses	13,365,192	13,365,192	-	-	-	-
Other taxes	-	-	-	14,941,913	14,941,913	-
Licenses, fees and permits	-	-	-	410,097	392,900	(17,197)
Interest	-	-	-	197,354	197,354	-
Other	-	-	-	181,250	6,250	(175,000)
Other financing sources:						
<b>Total sources</b>	<b>\$ 13,365,192</b>	<b>\$ 13,365,192</b>	<b>\$ -</b>	<b>\$ 23,230,614</b>	<b>\$ 23,038,417</b>	<b>\$ (192,197)</b>

	<b>Hospital Care to Indigent Persons</b>			<b>Tourism Promotion</b>		
Fund balances	\$ 23,558,289	\$ 23,558,289	\$ -	\$ 6,657,638	\$ 6,657,638	\$ -
Revenues:						
Other taxes	14,222,767	14,222,766	(1)	25,737,799	25,079,061	(658,738)
Intergovernmental	20,810,667	20,810,667	-	-	-	-
Licenses, fees and permits	-	-	-	36,580	42,150	5,570
Interest	398,684	398,684	-	3,783	3,782	(1)
Other	3,000	3,000	-	5,994	3,093	(2,901)
Other financing sources:						
Transfers	7,573,584	7,573,584	-	100,000	101,368	1,368
<b>Total sources</b>	<b>\$ 66,566,991</b>	<b>\$ 66,566,990</b>	<b>\$ (1)</b>	<b>\$ 32,541,794</b>	<b>\$ 31,887,092</b>	<b>\$ (654,702)</b>

	<b>Offenders' Store</b>			<b>Tobacco Settlement</b>		
Fund balances	\$ 13,156,466	\$ 13,156,466	\$ -	\$ 53,944,338	\$ 53,944,338	\$ -
Revenues:						
Sales, charges for services	24,639,693	24,663,415	23,722	-	-	-
Interest	309,177	448,070	138,893	306,776	972,125	665,349
Other	508,176	592,333	84,157	42,459,290	40,892,710	(1,566,580)
Other financing sources:						
Transfers	4,840,785	4,360,000	(480,785)	49,751,046	48,365,537	(1,385,509)
<b>Total sources</b>	<b>\$ 43,454,297</b>	<b>\$ 43,220,284</b>	<b>\$ (234,013)</b>	<b>\$ 146,461,450</b>	<b>\$ 144,174,710</b>	<b>\$ (2,286,740)</b>

(continued)

	<u>Final Budget</u>	<u>Actual</u>	<u>Variance</u>	<u>Final Budget</u>	<u>Actual</u>	<u>Variance</u>
	<b>Attorney General Settlement</b>			<b>Gift</b>		
Fund balances	\$ 21,609,135	\$ 21,609,135	\$ -	\$ 2,670,639	\$ 2,670,639	\$ -
Revenues:						
Interest	433,541	429,887	(3,654)	77,271	85,748	8,477
Other	59	2,204	2,145	8,822,249	8,639,548	(182,701)
Other financing sources:						
Transfers	-	-	-	1,136	1,135	(1)
<b>Total sources</b>	<b>\$ 22,042,735</b>	<b>\$ 22,041,226</b>	<b>\$ (1,509)</b>	<b>\$ 11,571,295</b>	<b>\$ 11,397,070</b>	<b>\$ (174,225)</b>
	<b>Natural Resources</b>			<b>Miscellaneous</b>		
Fund balances	\$ 728,498	\$ 728,498	\$ -	\$ 14,188,190	\$ 14,188,190	\$ -
Revenues:						
Licenses, fees and permits	15,818	15,818	-	2,351,778	1,897,051	(454,727)
Interest	288,546	96,128	(192,418)	125,608	219,281	93,673
Other	2,000	-	(2,000)	3,680,919	3,295,189	(385,730)
Intergovernmental	-	-	-	1,170,124	1,127,856	(42,268)
Other financing sources:						
Proceeds from sale of bonds	2,505,000	2,500,000	(5,000)	-	-	-
Transfers	6,825,349	2,658,117	(4,167,232)	8,262,794	3,688,993	(4,573,801)
<b>Total sources</b>	<b>\$ 10,365,211</b>	<b>\$ 5,998,561</b>	<b>\$ (4,366,650)</b>	<b>\$ 29,779,413</b>	<b>\$ 24,416,560</b>	<b>\$ (5,362,853)</b>
	<b>Legislative (Non-GAAP Fund)</b>			<b>Total Nonmajor Special Revenue Funds</b>		
Fund balances	\$ 11,281,746	\$ 11,281,746	\$ -	\$ 189,020,317	\$ 189,020,317	\$ -
Revenues:						
Other taxes	-	-	-	71,206,983	70,612,094	(594,889)
Intergovernmental	-	-	-	94,885,909	87,296,079	(7,589,830)
Sales, charges for services	495,400	478,117	(17,283)	30,901,275	29,597,523	(1,303,752)
Licenses, fees and permits	246,000	245,932	(68)	5,850,774	5,282,565	(568,209)
Interest	-	-	-	2,409,518	3,591,565	1,182,047
Other	267,592	270,474	2,882	75,268,038	75,814,052	546,014
Other financing sources:						
Transfers	54,491,946	54,502,546	10,600	136,335,032	126,024,690	(10,310,342)
<b>Total sources</b>	<b>\$ 66,782,684</b>	<b>\$ 66,778,815</b>	<b>\$ (3,869)</b>	<b>\$ 605,877,846</b>	<b>\$ 587,238,885</b>	<b>\$ (18,638,961)</b>




## 1937 Airomobile

*Only one built*

Paul Lewis of Denver, Colorado, conceived the idea for the futuristic airomobile in the early 1930's. Construction was contracted to begin on the unusual three-wheeled vehicle prototype in 1936. It was ready April 1937 and was driven 45,000 miles. It proved itself a technological success by going up to 80 miles per hour and averaging 43.6 mpg. Unfortunately, even though this was a low-priced car of the future, it was the only one built.

[automuseum.org](http://automuseum.org)



Images by: Suzanne Anderson  
one-of-a-kind-stuff@hotmail.com

# Nonmajor Enterprise Funds

**Workers' Compensation and Safety** Records assessments on insurers for compensation of injured workers and administration of regulations for employee safety (NRS 616A.425), assesses self-insurers to pay claims against insolvent self-insured employers (NRS 616B.309), accounts for compensation benefits to physically impaired employees from a subsequent injury in the course of employment (NRS 616B.554, 616B.575, 616B.584), and accounts for injury claims of employees of uninsured employers (NRS 616A.430).

**Insurance Administration and Enforcement** Accounts for activities related to the administration and enforcement of the Nevada Insurance Code and other laws and regulations enforced by the Department of Business and Industry Division of Insurance (NRS 680C.100).

**Gaming Investigative** Accounts for activities related to investigations of gaming license applicants (NRS 463.331).

**Forestry Nurseries** Accounts for the self-supporting operation of State nurseries, which propagate, maintain and distribute plants for conservation purposes (NRS 528.100).

**Prison Industry** Accounts for a self-supporting program of job training through the employment of inmates in farming and manufacturing (NRS 209.189).

**Nevada Magazine** Accounts for the operation of the publication, Nevada Magazine, which is published to promote tourism (NRS 231.290).

**Marlette Lake Water System** Accounts for the costs of operating the State-owned Marlette Lake Water System. The system serves the State Buildings and Grounds Division and portions of Carson City and Storey County (NRS 331.180).



# Combining Statement of Net Position

## Nonmajor Enterprise Funds

June 30, 2019

	Workers' Compensation and Safety	Insurance Admin and Enforcement	Gaming Investigative	Forestry Nurseries
<b>Assets</b>				
<i>Current assets:</i>				
<i>Cash and pooled investments:</i>				
Cash with treasurer	\$ 56,464,984	\$ 5,432,027	\$ 12,724,067	\$ 1,069,499
Cash in custody of other officials	250	-	214,599	100
<i>Receivables:</i>				
Accounts receivable	2,443,931	300,954	109,247	3,236
Intergovernmental receivables	364,949	481,860	-	1,258
Due from other funds	1,149,514	26,731	-	135,162
Due from fiduciary funds	-	-	-	-
Due from component units	-	-	-	-
Inventory	-	-	-	54,841
Prepaid items	358,544	124,263	38,018	466
<b>Total current assets</b>	<b>60,782,172</b>	<b>6,365,835</b>	<b>13,085,931</b>	<b>1,264,562</b>
<i>Noncurrent assets:</i>				
Other assets	-	-	-	-
<i>Capital assets:</i>				
Land	-	-	-	-
Buildings	-	-	-	-
Improvements other than buildings	-	-	-	-
Furniture and equipment	4,657,253	224,560	132,357	48,791
Less accumulated depreciation/amortization	(2,314,211)	(207,659)	(132,357)	(43,554)
<b>Total noncurrent assets</b>	<b>2,343,042</b>	<b>16,901</b>	<b>-</b>	<b>5,237</b>
<b>Total assets</b>	<b>63,125,214</b>	<b>6,382,736</b>	<b>13,085,931</b>	<b>1,269,799</b>
<b>Deferred Outflows of Resources</b>				
Deferred charge on refunding	-	-	-	-
Pension contributions	4,382,242	1,730,003	-	54,240
OPEB contributions	289,096	113,054	-	3,554
<b>Total deferred outflows of resources</b>	<b>4,671,338</b>	<b>1,843,057</b>	<b>-</b>	<b>57,794</b>
<b>Liabilities</b>				
<i>Current liabilities:</i>				
<i>Accounts payable and accruals:</i>				
Accounts payable	653,462	126,198	31,238	3,499
Accrued payroll and related liabilities	596,963	267,898	-	7,561
Interest payable	-	-	-	-
Intergovernmental payables	19,574	-	159	-
Due to other funds	111,514	41,180	1,454,933	41,625
Due to fiduciary funds	17	-	-	475
Due to component units	6,600	-	-	-
Unearned revenues	43,500	731,350	11,347,601	-
Other liabilities	-	-	-	-
<i>Short-term portion of long-term liabilities:</i>				
Compensated absences	807,099	306,680	-	6,559
Bonds payable	-	-	-	-
<b>Total current liabilities</b>	<b>2,238,729</b>	<b>1,473,306</b>	<b>12,833,931</b>	<b>59,719</b>
<i>Noncurrent liabilities:</i>				
Advances from other funds	-	-	-	144,690
Net pension obligation	24,890,692	9,947,393	-	308,134
Net OPEB liability	9,257,144	3,620,102	-	113,800
Compensated absences	254,323	67,971	-	522
Bonds payable	-	-	-	-
<b>Total noncurrent liabilities</b>	<b>34,402,159</b>	<b>13,635,466</b>	<b>-</b>	<b>567,146</b>
<b>Total liabilities</b>	<b>36,640,888</b>	<b>15,108,772</b>	<b>12,833,931</b>	<b>626,865</b>
<b>Deferred Inflows of Resources</b>				
Pension related amounts	1,805,233	721,449	-	22,348
OPEB related amounts	620,711	242,736	-	7,631
<b>Total deferred inflows of resources</b>	<b>2,425,944</b>	<b>964,185</b>	<b>-</b>	<b>29,979</b>
<b>Net Position</b>				
Net investment in capital assets	2,343,042	16,901	-	5,237
<i>Restricted for:</i>				
Workers' compensation	26,386,678	-	-	-
Regulation of business	-	-	2,000	-
Unrestricted (deficit)	-	(7,864,065)	250,000	665,512
<b>Total net position</b>	<b>\$ 28,729,720</b>	<b>\$ (7,847,164)</b>	<b>\$ 252,000</b>	<b>\$ 670,749</b>



(continued)

Prison Industry	Nevada Magazine	Marlette Lake Water System	Total
\$ 4,418,781	\$ 113,899	\$ 95,236	\$ 80,318,493
100	-	-	215,049
523,730	100,854	-	3,481,952
-	-	234,781	1,082,848
173,458	37,180	206,125	1,728,170
6,158	-	-	6,158
1,760	-	-	1,760
1,461,545	38,438	-	1,554,824
2,330	932	349	524,902
6,587,862	291,303	536,491	88,914,156
5,000	-	-	5,000
153,140	-	414,672	567,812
908,227	-	498,613	1,406,840
1,982,000	-	3,656,507	5,638,507
1,191,969	-	9,649,503	15,904,433
(3,763,204)	-	(3,642,122)	(10,103,107)
477,132	-	10,577,173	13,419,485
7,064,994	291,303	11,113,664	102,333,641
-	-	201,677	201,677
432,903	166,275	66,254	6,831,917
27,537	10,967	4,233	448,441
460,440	177,242	272,164	7,482,035
245,975	31,744	78,698	1,170,814
59,544	22,380	19,202	973,548
-	-	61,878	61,878
68	-	-	19,801
31,940	4,151	524	1,685,867
61,712	-	-	62,204
-	-	-	6,600
62,272	136,609	-	12,321,332
9,400	-	2,050	11,450
126,429	25,034	35,733	1,307,534
-	-	353,457	353,457
597,340	219,918	551,542	17,974,485
-	-	-	144,690
2,332,694	946,383	379,156	38,804,452
881,774	351,161	135,547	14,359,528
95,140	4,161	12,013	434,130
-	-	7,409,442	7,409,442
3,309,608	1,301,705	7,936,158	61,152,242
3,906,948	1,521,623	8,487,700	79,126,727
169,183	68,638	27,499	2,814,350
59,125	23,546	9,089	962,838
228,308	92,184	36,588	3,777,188
472,132	-	2,814,274	5,651,586
-	-	-	26,386,678
-	-	-	2,000
2,918,046	(1,145,262)	47,266	(5,128,503)
\$ 3,390,178	\$ (1,145,262)	\$ 2,861,540	\$ 26,911,761

# Combining Statement of Revenues, Expenses and Changes in Fund Net Position

## Nonmajor Enterprise Funds

For the Fiscal Year Ended June 30, 2019

	Workers' Compensation and Safety	Insurance Admin and Enforcement	Gaming Investigative	Forestry Nurseries
<b>Operating Revenues</b>				
Sales	\$ -	\$ -	\$ -	\$ 467,784
Assessments	-	422,044	-	-
Charges for services	6,456	-	12,542,425	-
Rental income	-	-	-	-
Licenses, fees and permits	38,134,870	9,449,888	-	-
Fines	2,572,760	14,478	-	-
Other	458,611	1,077	-	149,273
<b>Total operating revenues</b>	<b>41,172,697</b>	<b>9,887,487</b>	<b>12,542,425</b>	<b>617,057</b>
<b>Operating Expenses</b>				
Salaries and benefits	16,527,147	6,790,849	10,846,894	226,057
Operating	5,579,753	3,722,165	1,000,006	92,366
Claims and benefits expense	3,149,929	-	-	-
Materials or supplies used	-	-	-	243,401
Depreciation	352,313	4,066	-	283
<b>Total operating expenses</b>	<b>25,609,142</b>	<b>10,517,080</b>	<b>11,846,900</b>	<b>562,107</b>
Operating income (loss)	<b>15,563,555</b>	<b>(629,593)</b>	<b>695,525</b>	<b>54,950</b>
<b>Nonoperating Revenues (Expenses)</b>				
Interest and investment income	1,857,801	117,811	-	-
Interest expense	-	-	-	-
Federal grant revenue	2,803,480	792,636	-	-
<b>Total nonoperating revenues (expenses)</b>	<b>4,661,281</b>	<b>910,447</b>	<b>-</b>	<b>-</b>
Income (loss) before transfers	<b>20,224,836</b>	<b>280,854</b>	<b>695,525</b>	<b>54,950</b>
<b>Transfers</b>				
Transfers in	-	12,301	-	86,725
Transfers out	(11,445,850)	(967,088)	(695,525)	-
Change in net position	8,778,986	(673,933)	-	141,675
Net position, July 1	19,950,734	(7,173,231)	252,000	529,074
Net position, June 30	<b>\$ 28,729,720</b>	<b>\$ (7,847,164)</b>	<b>\$ 252,000</b>	<b>\$ 670,749</b>

(continued)

<u>Prison Industry</u>	<u>Nevada Magazine</u>	<u>Marlette Lake Water System</u>	<u>Total</u>
\$ 4,575,934	\$ 972,810	\$ 915,366	\$ 6,931,894
-	-	-	422,044
692,693	88,250	-	13,329,824
135,900	-	-	135,900
-	-	-	47,584,758
-	-	-	2,587,238
1,685,956	11,413	145,188	2,451,518
<u>7,090,483</u>	<u>1,072,473</u>	<u>1,060,554</u>	<u>73,443,176</u>
1,815,725	641,811	298,429	37,146,912
2,707,961	156,322	263,789	13,522,362
-	-	-	3,149,929
2,001,952	163,034	-	2,408,387
79,488	-	380,330	816,480
<u>6,605,126</u>	<u>961,167</u>	<u>942,548</u>	<u>57,044,070</u>
<u>485,357</u>	<u>111,306</u>	<u>118,006</u>	<u>16,399,106</u>
146,604	-	-	2,122,216
-	-	(276,025)	(276,025)
-	-	-	3,596,116
<u>146,604</u>	<u>-</u>	<u>(276,025)</u>	<u>5,442,307</u>
631,961	111,306	(158,019)	21,841,413
-	-	203,875	302,901
<u>(91,540)</u>	<u>-</u>	<u>-</u>	<u>(13,200,003)</u>
540,421	111,306	45,856	8,944,311
2,849,757	(1,256,568)	2,815,684	17,967,450
<u>\$ 3,390,178</u>	<u>\$ (1,145,262)</u>	<u>\$ 2,861,540</u>	<u>\$ 26,911,761</u>

# Combining Statement of Cash Flows

## Nonmajor Enterprise Funds

For the Fiscal Year Ended June 30, 2019

	Workers' Compensation and Safety	Insurance Admin and Enforcement	Gaming Investigative	Forestry Nurseries
<b>Cash flows from operating activities</b>				
Receipts from customers and users	\$ 41,683,128	\$ 12,675,402	\$ 14,869,873	\$ 339,110
Receipts for interfund services provided	116,391	(442,501)	-	299,530
Payments to suppliers, other governments and beneficiaries	(5,119,329)	(2,561,349)	(987,219)	(256,435)
Payments to employees	(17,353,920)	(6,792,465)	(10,845,758)	(218,784)
Payments for interfund services	(3,879,555)	(1,238,913)	(27,471)	(31,109)
Payments to component units	(53,218)	-	-	-
<b>Net cash provided by (used for) operating activities</b>	<b>15,393,497</b>	<b>1,640,174</b>	<b>3,009,425</b>	<b>132,312</b>
<b>Cash flows from noncapital financing activities</b>				
Grant receipts	2,823,265	346,347	-	-
Transfers and advances from other funds	-	12,301	-	-
Transfers and advances to other funds	(11,298,187)	(948,399)	(881,186)	(20,670)
<b>Net cash provided by (used for) noncapital financing activities</b>	<b>(8,474,922)</b>	<b>(589,751)</b>	<b>(881,186)</b>	<b>(20,670)</b>
<b>Cash flows from capital and related financing activities</b>				
Purchase of capital assets	(220,704)	(9,059)	-	(5,520)
Principal paid on capital debt	-	-	-	-
Interest paid on capital debt	-	-	-	-
<b>Net cash provided by (used for) capital and related financing activities</b>	<b>(220,704)</b>	<b>(9,059)</b>	<b>-</b>	<b>(5,520)</b>
<b>Cash flows from investing activities</b>				
Interest, dividends and gains (losses)	1,670,005	113,079	-	-
<b>Net cash provided by (used for) investing activities</b>	<b>1,670,005</b>	<b>113,079</b>	<b>-</b>	<b>-</b>
Net cash increase (decreases) in cash	8,367,876	1,154,443	2,128,239	106,122
Cash and cash equivalents, July 1	48,097,358	4,277,584	10,810,427	963,477
<b>Cash and cash equivalents, June 30</b>	<b>\$ 56,465,234</b>	<b>\$ 5,432,027</b>	<b>\$ 12,938,666</b>	<b>\$ 1,069,599</b>
<b>Reconciliation of operating income (loss) to net cash provided by (used for) operating activities</b>				
Operating income (loss)	\$ 15,563,555	\$ (629,593)	\$ 695,525	\$ 54,950
<b>Adjustments to reconcile operating income (loss) to net cash provided by (used for) operating activities:</b>				
Depreciation	352,313	4,066	-	283
Decrease (increase) in accrued interest and receivables	583,322	1,640,314	(704)	21,583
Decrease (increase) in inventory, deferred charges, other assets	(155,587)	(30,163)	1,136	49,090
Decrease (increase) in deferred outflow of resources	(209,451)	(95,811)	-	(4,259)
Increase (decrease) in accounts payable, accruals, other liabilities	(192,432)	(11,737)	(14,684)	(565)
Increase (decrease) in unearned revenues	43,500	705,100	2,328,152	-
Increase(decrease) in net pension liability	(427,474)	200,472	-	11,706
Increase(decrease) in net OPEB liability	(83,675)	(131,991)	-	(783)
Increase (decrease) in deferred inflows of resources	(80,574)	(10,483)	-	307
<b>Total adjustments</b>	<b>(170,058)</b>	<b>2,269,767</b>	<b>2,313,900</b>	<b>77,362</b>
<b>Net cash provided by (used for) operating activities</b>	<b>\$ 15,393,497</b>	<b>\$ 1,640,174</b>	<b>\$ 3,009,425</b>	<b>\$ 132,312</b>

(continued)

Prison Industry	Nevada Magazine	Marlette Lake Water System	Total
\$ 5,250,949	\$ 689,304	\$ 895,225	\$ 76,402,991
1,500,688	314,630	19,663	1,808,401
(3,039,869)	(246,167)	(111,527)	(12,321,895)
(1,783,105)	(649,894)	(285,834)	(37,929,760)
(1,816,352)	(77,451)	(75,370)	(7,146,221)
(30,188)	-	(3,749)	(87,155)
82,123	30,422	438,408	20,726,361
40,654	-	-	3,210,266
-	-	337	12,638
(109,113)	-	-	(13,257,555)
(68,459)	-	337	(10,034,651)
(7,900)	-	-	(243,183)
-	-	(277,000)	(277,000)
-	-	(316,233)	(316,233)
(7,900)	-	(593,233)	(836,416)
137,738	-	-	1,920,822
137,738	-	-	1,920,822
143,502	30,422	(154,488)	11,776,116
4,275,379	83,477	249,724	68,757,426
\$ 4,418,881	\$ 113,899	\$ 95,236	\$ 80,533,542
\$ 485,357	\$ 111,306	\$ 118,006	\$ 16,399,106
79,488	-	380,330	816,480
(267,969)	(58,271)	(145,666)	1,772,609
(145,832)	(2,547)	(349)	(284,252)
(46,061)	(9,337)	(3,205)	(368,124)
11,025	3,392	94,170	(110,831)
(80,877)	(10,268)	-	2,985,607
(20,446)	1,302	(556)	(234,996)
68,667	(3,408)	(3,389)	(154,579)
(1,229)	(1,747)	(933)	(94,659)
(403,234)	(80,884)	320,402	4,327,255
\$ 82,123	\$ 30,422	\$ 438,408	\$ 20,726,361

## 1910 Oldsmobile Limited

*Over 800 examples of the Limited were produced from 1910 to 1912.*

Meant to compete with companies such as Packard, Peerless and Pierce-Arrow, the Oldsmobile Limited was prestigious luxury cruiser. It was built only two years after GM purchased Oldsmobile and represented both company's top product. Due to slow production required with the design, the model was named after its limited availability.

**automuseum.org**





# Internal Service Funds

**Self-Insurance** Accounts for self-insured group life, accident and health insurance plans for State and other government employees (NRS 287.0435).

**Buildings and Grounds** Accounts for the maintenance, housekeeping and security of most State buildings (NRS 331.101).

**Fleet Services** Accounts for the operations of the State vehicle fleet (NRS 336.110).

**Communications** Accounts for the operation of mail services for State agencies in Carson City, Reno, Las Vegas and Elko (NRS 378.143).

**Insurance Premiums** Allocates the costs of fidelity insurance, property insurance and workers' compensation insurance to State agencies (NRS 331.187).

**Administrative Services** Provides administrative and accounting services to various divisions of the Department of Administration (NRS 232.219).

**Personnel** Accounts for the costs of administering the State personnel system. Operations are financed by assessments charged to user agencies (NRS 284.110).

**Purchasing** Provides purchasing services to State agencies and other governmental units. The operation is financed by an administrative charge on purchase orders and warehouse orders (NRS 333.120).

**Information Services** Accounts for designing, programming, and maintaining data processing software and also operating the State's central computer facility, radio communication and telecommunication systems (NRS 242.211).

**Printing** Accounts for the operation of the State printing facilities (NRS 344.090).

# Combining Statement of Net Position

## Internal Service Funds

June 30, 2019

	Self-Insurance	Buildings and Grounds	Fleet Services	Communications
<b>Assets</b>				
<i>Current assets:</i>				
<i>Cash and pooled investments:</i>				
Cash with treasurer	\$ 155,908,618	\$ 4,442,464	\$ 328,429	\$ 207,711
<i>Receivables:</i>				
Accounts receivable	6,106,065	2,089	3,489	13,615
Intergovernmental receivables	2,419,215	1,395	3,205	66,638
Notes/loans receivable	-	-	-	-
Due from other funds	1,658,242	146,987	10,760,083	490,694
Due from fiduciary funds	3,572,579	-	-	40
Due from component units	19,210	-	6,799	26
Inventory	-	-	-	-
Prepaid items	3,611	7,222	1,631	2,097
<b>Total current assets</b>	<b>169,687,540</b>	<b>4,600,157</b>	<b>11,103,636</b>	<b>780,821</b>
<i>Noncurrent assets:</i>				
<i>Receivables:</i>				
Notes/loans receivable	-	-	-	-
<i>Other assets</i>	-	-	-	-
<i>Capital assets:</i>				
Land	-	20,400	901,783	-
Buildings	-	2,268,068	2,476,962	-
Improvements other than buildings	-	291,216	-	422,451
Furniture and equipment	466,100	1,055,170	24,591,955	1,143,912
Software costs	-	-	-	-
Less accumulated depreciation/amortization	(411,151)	(2,772,029)	(19,924,551)	(1,312,172)
<b>Total noncurrent assets</b>	<b>54,949</b>	<b>862,825</b>	<b>8,046,149</b>	<b>254,191</b>
<b>Total assets</b>	<b>169,742,489</b>	<b>5,462,982</b>	<b>19,149,785</b>	<b>1,035,012</b>
<b>Deferred Outflows of Resources</b>				
Pension contributions	641,824	1,396,223	261,639	265,198
OPEB contributions	44,268	86,964	17,222	17,666
<b>Total deferred outflows of resources</b>	<b>686,092</b>	<b>1,483,187</b>	<b>278,861</b>	<b>282,864</b>
<b>Liabilities</b>				
<i>Current liabilities:</i>				
<i>Accounts payable and accruals:</i>				
Accounts payable	4,274,803	526,772	120,046	14,566
Accrued payroll and related liabilities	87,285	186,517	32,627	37,210
Intergovernmental payables	-	56,172	1,642	-
Bank overdraft	3,829,541	-	-	-
Due to other funds	25,334	38,123	192,112	5,940
Due to fiduciary funds	-	5,813	1,719	-
Due to component units	-	12	-	-
Unearned revenues	3,662,898	-	-	-
Other liabilities	-	-	-	-
<i>Short-term portion of long-term liabilities:</i>				
Reserve for losses	94,881,428	-	-	-
Compensated absences	163,215	310,279	53,216	60,950
Bonds payable	-	-	-	-
Obligations under capital leases	-	-	1,074,233	-
<b>Total current liabilities</b>	<b>106,924,504</b>	<b>1,123,688</b>	<b>1,475,595</b>	<b>118,666</b>
<i>Noncurrent liabilities:</i>				
Advances from other funds	-	-	1,687,500	-
Reserve for losses	-	-	-	-
Net pension obligation	3,547,239	7,937,251	1,494,950	1,505,269
Net OPEB liability	1,417,507	2,784,683	551,479	565,668
Compensated absences	54,490	114,115	41,428	39,085
Bonds payable	-	-	-	-
Obligations under capital leases	-	-	1,394,995	-
<b>Total noncurrent liabilities</b>	<b>5,019,236</b>	<b>10,836,049</b>	<b>5,170,352</b>	<b>2,110,022</b>
<b>Total liabilities</b>	<b>111,943,740</b>	<b>11,959,737</b>	<b>6,645,947</b>	<b>2,228,688</b>
<b>Deferred Inflows of Resources</b>				
Pension related amounts	257,269	575,662	108,422	109,171
OPEB related amounts	95,047	186,719	36,978	37,929
<b>Total deferred inflows of resources</b>	<b>352,316</b>	<b>762,381</b>	<b>145,400</b>	<b>147,100</b>
<b>Net Position</b>				
Net investment in capital assets	54,949	862,825	5,576,921	254,191
Unrestricted (deficit)	58,077,576	(6,638,774)	7,060,378	(1,312,103)
<b>Total net position</b>	<b>\$ 58,132,525</b>	<b>\$ (5,775,949)</b>	<b>\$ 12,637,299</b>	<b>\$ (1,057,912)</b>

(continued)

Insurance Premiums	Administrative Services	Personnel	Purchasing	Information Services	Printing	Total
\$ 19,848,035	\$ 749,280	\$ 1,971,027	\$ 965,690	\$ 7,634,629	\$ 2,111,745	\$ 194,167,628
4,237	-	4,648	540,755	7,156	-	6,682,054
-	-	-	-	152,211	-	2,642,664
5,000	-	-	-	-	-	5,000
759,291	-	666,622	4,572	2,730,256	210,723	17,427,470
-	-	-	-	-	-	3,572,619
635	-	2,722	-	1,708	-	31,100
-	-	-	-	-	259,444	259,444
201,260	3,145	6,756	2,898	41,558	2,067	272,245
20,818,458	752,425	2,651,775	1,513,915	10,567,518	2,583,979	225,060,224
60,000	-	-	-	-	-	60,000
-	-	-	-	3,761	-	3,761
-	-	-	95,554	15,000	-	1,032,737
-	-	-	140,000	14,762,838	744,617	20,392,485
-	-	-	-	-	3,125,954	3,839,621
14,442	6,300	201,252	86,146	22,376,849	3,906,254	53,848,380
-	-	16,134,510	-	-	-	16,134,510
(13,614)	(6,300)	(15,642,341)	(226,146)	(21,292,807)	(5,315,894)	(66,917,005)
60,828	-	693,421	95,554	15,865,641	2,460,931	28,394,489
20,879,286	752,425	3,345,196	1,609,469	26,433,159	5,044,910	253,454,713
196,494	593,101	1,341,987	496,389	4,480,298	357,645	10,030,798
12,534	39,667	85,701	34,850	302,268	26,332	667,472
209,028	632,768	1,427,688	531,239	4,782,566	383,977	10,698,270
916,603	12,901	36,057	171,558	188,636	144,264	6,406,206
27,855	80,720	178,735	65,069	655,426	49,606	1,401,050
-	-	-	48	14,508	-	72,370
-	-	-	-	-	-	3,829,541
54,372	3,282	107,678	22,842	2,063,845	16,471	2,529,999
-	-	-	-	-	7,346	14,878
12,886	-	700	-	-	-	13,598
-	-	-	(1,360)	-	-	3,661,538
337	-	-	-	-	-	337
17,567,643	-	-	-	-	-	112,449,071
53,343	132,094	300,399	122,021	1,090,349	103,857	2,389,723
-	-	-	-	513,323	-	513,323
-	-	-	-	-	-	1,074,233
18,633,039	228,997	623,569	380,178	4,526,087	321,544	134,355,867
-	-	-	-	6,764,458	-	8,451,958
43,770,310	-	-	-	-	-	43,770,310
1,147,510	3,357,509	7,871,865	2,718,026	25,034,325	1,324,985	55,938,929
401,343	1,270,175	2,744,223	1,115,946	9,678,937	863,265	21,393,226
25,101	22,746	170,482	53,953	541,100	57,917	1,120,417
-	-	-	-	2,682,957	-	2,682,957
-	-	-	-	-	-	1,394,995
45,344,264	4,650,430	10,786,570	3,887,925	44,701,777	2,246,167	134,752,792
63,977,303	4,879,427	11,410,139	4,268,103	49,227,864	2,567,711	269,108,659
83,224	243,510	570,918	197,129	1,815,650	259,763	4,220,718
26,911	85,168	184,006	74,827	648,994	57,310	1,433,889
110,135	328,678	754,924	271,956	2,464,644	317,073	5,654,607
828	-	693,421	95,554	12,712,576	2,460,931	22,712,196
(42,999,952)	(3,822,912)	(8,085,600)	(2,494,905)	(33,189,359)	83,172	(33,322,479)
\$ (42,999,124)	\$ (3,822,912)	\$ (7,392,179)	\$ (2,399,351)	\$ (20,476,783)	\$ 2,544,103	\$ (10,610,283)

## Combining Statement of Revenues, Expenses and Changes in Fund Net Position

### Internal Service Funds

*For the Fiscal Year Ended June 30, 2019*

	Self-Insurance	Buildings and Grounds	Fleet Services	Communications
<b>Operating Revenues</b>				
Net premium income	\$ 357,432,206	\$ -	\$ -	\$ -
Sales	-	-	2,080	-
Charges for services	-	1,280,584	72,489	6,547,793
Rental income	-	15,430,097	4,598,162	-
Other	1,902	64,911	-	-
<b>Total operating revenues</b>	<u>357,434,108</u>	<u>16,775,592</u>	<u>4,672,731</u>	<u>6,547,793</u>
<b>Operating Expenses</b>				
Salaries and benefits	2,910,928	5,188,258	1,129,511	1,039,821
Operating	3,398,726	10,600,477	2,988,776	5,458,545
Claims and benefits expense	314,546,591	-	-	-
Materials or supplies used	-	-	177,084	-
Depreciation	42,013	146,849	3,563,235	31,204
Insurance premiums	59,318,572	-	-	-
<b>Total operating expenses</b>	<u>380,216,830</u>	<u>15,935,584</u>	<u>7,858,606</u>	<u>6,529,570</u>
Operating income (loss)	<u>(22,782,722)</u>	<u>840,008</u>	<u>(3,185,875)</u>	<u>18,223</u>
<b>Nonoperating Revenues (Expenses)</b>				
Interest and investment income	4,726,745	-	-	-
Interest expense	-	-	(101,403)	-
Gain (loss) on disposal of assets	-	-	45,486	-
<b>Total nonoperating revenues (expenses)</b>	<u>4,726,745</u>	<u>-</u>	<u>(55,917)</u>	<u>-</u>
Income (loss) before transfers	<u>(18,055,977)</u>	<u>840,008</u>	<u>(3,241,792)</u>	<u>18,223</u>
<b>Transfers</b>				
Transfers in	-	86,770	10,351,005	-
Transfers out	-	(11,591)	-	-
Change in net position	<u>(18,055,977)</u>	<u>915,187</u>	<u>7,109,213</u>	<u>18,223</u>
Net position, July 1	<u>76,188,502</u>	<u>(6,691,136)</u>	<u>5,528,086</u>	<u>(1,076,135)</u>
Net position, June 30	<u>\$ 58,132,525</u>	<u>\$ (5,775,949)</u>	<u>\$ 12,637,299</u>	<u>\$ (1,057,912)</u>

(continued)

Insurance Premiums	Administrative Services	Personnel	Purchasing	Information Services	Printing	Total
\$ 24,755,847	\$ -	\$ -	\$ -	\$ -	\$ -	\$ 382,188,053
-	-	-	-	-	2,372,308	2,374,388
-	2,955,737	8,667,788	4,113,965	33,445,431	-	57,083,787
-	-	-	-	-	-	20,028,259
138,339	-	32,240	157,500	59,718	13,995	468,605
<u>24,894,186</u>	<u>2,955,737</u>	<u>8,700,028</u>	<u>4,271,465</u>	<u>33,505,149</u>	<u>2,386,303</u>	<u>462,143,092</u>
625,512	2,492,942	4,740,380	2,202,085	20,030,654	1,478,520	41,838,611
1,938,823	500,037	2,942,747	2,091,092	16,219,596	903,554	47,042,373
13,948,679	-	-	-	-	-	328,495,270
-	-	-	-	-	-	177,084
800	-	86,591	-	3,422,170	139,356	7,432,218
6,379,108	-	-	-	-	-	65,697,680
<u>22,892,922</u>	<u>2,992,979</u>	<u>7,769,718</u>	<u>4,293,177</u>	<u>39,672,420</u>	<u>2,521,430</u>	<u>490,683,236</u>
<u>2,001,264</u>	<u>(37,242)</u>	<u>930,310</u>	<u>(21,712)</u>	<u>(6,167,271)</u>	<u>(135,127)</u>	<u>(28,540,144)</u>
-	-	-	-	-	-	4,726,745
-	-	-	-	-	-	(101,403)
-	-	-	-	(302,832)	-	(257,346)
-	-	-	-	(302,832)	-	4,367,996
<u>2,001,264</u>	<u>(37,242)</u>	<u>930,310</u>	<u>(21,712)</u>	<u>(6,470,103)</u>	<u>(135,127)</u>	<u>(24,172,148)</u>
-	95,087	-	-	537,509	159,402	11,229,773
(50,000)	(51,144)	-	-	(5,153)	-	(117,888)
1,951,264	6,701	930,310	(21,712)	(5,937,747)	24,275	(13,060,263)
(44,950,388)	(3,829,613)	(8,322,489)	(2,377,639)	(14,539,036)	2,519,828	2,449,980
<u>\$ (42,999,124)</u>	<u>\$ (3,822,912)</u>	<u>\$ (7,392,179)</u>	<u>\$ (2,399,351)</u>	<u>\$ (20,476,783)</u>	<u>\$ 2,544,103</u>	<u>\$ (10,610,283)</u>

## Combining Statement of Cash Flows

### Internal Service Funds

For the Fiscal Year Ended June 30, 2019

	Self-Insurance	Buildings and Grounds	Fleet Services	Communications
<b>Cash flows from operating activities</b>				
Receipts from customers and users	\$ 29,479,371	\$ 150,691	\$ 28,353	\$ 317,396
Receipts for interfund services provided	322,062,620	16,909,757	4,623,240	6,214,383
Receipts from component units	13,588,561	-	53,671	2,009
Receipts of principal on loans/notes	-	-	-	-
Payments to suppliers, other governments and beneficiaries	(349,434,017)	(8,628,292)	(2,139,885)	(5,155,940)
Payments to employees	(2,718,441)	(5,647,375)	(1,067,740)	(1,130,729)
Payments for interfund services	(1,298,678)	(2,394,002)	(1,083,263)	(324,424)
Payments to component units	-	(340)	-	-
<b>Net cash provided by (used for) operating activities</b>	<b>11,679,416</b>	<b>390,439</b>	<b>414,376</b>	<b>(77,305)</b>
<b>Cash flows from noncapital financing activities</b>				
Transfers and advances from other funds	-	6,491	-	-
Transfers and advances to other funds	-	(29,492)	-	-
<b>Net cash provided by (used for) noncapital financing activities</b>	<b>-</b>	<b>(23,001)</b>	<b>-</b>	<b>-</b>
<b>Cash flows from capital and related financing activities</b>				
Proceeds from sale of capital assets	-	-	97,281	-
Purchase of capital assets	-	(173,949)	-	-
Principal paid on capital debt	-	-	(1,165,057)	-
Interest paid on capital debt	-	-	(101,403)	-
<b>Net cash provided by (used for) capital and related financing activities</b>	<b>-</b>	<b>(173,949)</b>	<b>(1,169,179)</b>	<b>-</b>
<b>Cash flows from investing activities</b>				
Interest, dividends and gains (losses)	4,199,606	-	-	-
<b>Net cash provided by (used for) investing activities</b>	<b>4,199,606</b>	<b>-</b>	<b>-</b>	<b>-</b>
Net increase (decreases) in cash	15,879,022	193,489	(754,803)	(77,305)
Cash and cash equivalents, July 1	140,029,596	4,248,975	1,083,232	285,016
<b>Cash and cash equivalents, June 30</b>	<b>\$ 155,908,618</b>	<b>\$ 4,442,464</b>	<b>\$ 328,429</b>	<b>\$ 207,711</b>
<b>Reconciliation of operating income (loss) to net cash provided by (used for) operating activities</b>				
Operating income (loss)	\$ (22,782,722)	\$ 840,008	\$ (3,185,875)	\$ 18,223
<b>Adjustments to reconcile operating income (loss) to net cash provided by (used for) operating activities:</b>				
Depreciation	42,013	146,849	3,563,235	31,204
Decrease (increase) in loans and notes receivable	-	-	-	-
Decrease (increase) in accrued interest and receivables	3,461,271	280,444	32,533	(14,004)
Decrease (increase) in inventory, deferred charges, other assets	(3,611)	(7,222)	(1,631)	(2,097)
Decrease (increase) in deferred outflow of resources	(74,158)	(49,317)	(21,693)	(7,683)
Increase (decrease) in accounts payable, accruals, other liabilities	27,146,263	(389,774)	(49,026)	(10,393)
Increase (decrease) in unearned revenues	3,613,982	-	-	-
Increase(decrease) in net pension liability	185,322	(272,310)	84,920	(78,452)
Increase(decrease) in net OPEB liability	77,760	(115,850)	(11,247)	(5,247)
Increase (decrease) in deferred inflows of resources	13,296	(42,389)	3,160	(8,856)
<b>Total adjustments</b>	<b>34,462,138</b>	<b>(449,569)</b>	<b>3,600,251</b>	<b>(95,528)</b>
<b>Net cash provided by (used for) operating activities</b>	<b>\$ 11,679,416</b>	<b>\$ 390,439</b>	<b>\$ 414,376</b>	<b>\$ (77,305)</b>

(continued)

Insurance Premiums	Administrative Services	Personnel	Purchasing	Information Services	Printing	Total
\$ 240,623	\$ -	\$ 3,641	\$ 1,584,370	\$ 850,314	\$ 244,965	\$ 32,899,724
23,991,081	2,955,737	7,583,983	2,518,269	34,730,254	2,984,143	424,573,467
531,522	-	686,682	-	-	-	14,862,445
5,000	-	-	-	-	-	5,000
(10,730,767)	(94,186)	(675,117)	(1,509,837)	(17,357,603)	(786,689)	(396,512,333)
(752,349)	(2,481,723)	(5,284,094)	(2,096,855)	(18,329,919)	(1,468,179)	(40,977,404)
(11,179,928)	(415,881)	(2,282,804)	(551,722)	(150)	(93,473)	(19,624,325)
(74,569)	-	(17,418)	-	(87,705)	-	(180,032)
2,030,613	(36,053)	14,873	(55,775)	(194,809)	880,767	15,046,542
-	97,195	-	-	3,010,557	159,402	3,273,645
(50,000)	(51,144)	-	-	(263,317)	-	(393,953)
(50,000)	46,051	-	-	2,747,240	159,402	2,879,692
-	-	-	-	-	-	97,281
-	-	-	-	(2,250,520)	(193,540)	(2,618,009)
-	-	-	-	(513,323)	-	(1,678,380)
-	-	-	-	-	-	(101,403)
-	-	-	-	(2,763,843)	(193,540)	(4,300,511)
-	-	-	-	-	-	4,199,606
-	-	-	-	-	-	4,199,606
1,980,613	9,998	14,873	(55,775)	(211,412)	846,629	17,825,329
17,867,422	739,282	1,956,154	1,021,465	7,846,041	1,265,116	176,342,299
\$ 19,848,035	\$ 749,280	\$ 1,971,027	\$ 965,690	\$ 7,634,629	\$ 2,111,745	\$ 194,167,628
\$ 2,001,264	\$ (37,242)	\$ 930,310	\$ (21,712)	\$ (6,167,271)	\$ (135,127)	\$ (28,540,144)
800	-	86,591	-	3,422,170	139,356	7,432,218
5,000	-	-	-	-	-	5,000
(130,960)	-	(425,722)	(167,466)	2,075,449	842,805	5,954,350
(40,141)	(3,145)	(1,756)	(2,898)	339,027	(34,688)	241,838
4,323	(41,905)	(7,966)	(53,051)	(503,448)	29,013	(725,885)
328,721	(9,386)	(76,080)	51,759	(1,457,984)	97,580	25,631,680
-	-	-	(1,360)	-	-	3,612,622
(97,482)	57,560	(217,459)	48,452	1,685,574	(155,393)	1,240,732
(29,561)	(597)	(227,888)	85,659	305,809	(5,865)	72,973
(11,351)	(1,338)	(45,157)	4,842	105,865	103,086	121,158
29,349	1,189	(915,437)	(34,063)	5,972,462	1,015,894	43,586,686
2,030,613	(36,053)	14,873	(55,775)	(194,809)	880,767	15,046,542

## 1936 Cord

Front-wheel drive with "coffin nose"

The 810 "Coffin Nose" Cord (1936) styled by Gordon M. Buehrig, featured front-wheel drive, independent front suspension; four-speed, electrically-selected, semi-automatic transmission ('servo' shifting via a Bendix electro-vacuum pre-selector mechanism), hidden headlamps (mounted in the mudguards), and a distinctive bonnet with a louvered grille which invoked the name by which it is commonly known, "coffin nose." It was considered the best-looking car at the 1935 New York Automobile Show.

[automuseum.org](http://automuseum.org)



Images by: Zoe Coursey  
[djdrenzyme@gmail.com](mailto:djdrenzyme@gmail.com)



# Fiduciary Funds

## PENSION AND OTHER EMPLOYEE BENEFIT TRUST

**Public Employees' Retirement** Accounts for the operations of the Public Employees' Retirement System which provides income benefits to qualified public employees (NRS 286.220).

**Legislators' Retirement** Accounts for the operations of the Legislators' Retirement System (NRS 218.2375).

**Judicial Retirement** Accounts for the operations of the Judicial Retirement System which provides benefits for justices of the Supreme Court, district judges, municipal court judges, and justices of the peace (NRS 1A.160).

**State Retirees' Fund** Accounts for the assets accumulated and the payments made for other postemployment benefits provided to current and future State retirees. Administered as a defined benefit Other Postemployment Benefit Plan (OPEB) (NRS 287.0436).

## INVESTMENT TRUST

**Local Government Investment Pool** Accounts for investment funds received from local governments and pooled to obtain greater interest earnings (NRS 355.167).

**Nevada Enhanced Savings Term** Accounts for the establishment of one or more separate subaccounts for identified investments that are made for and allocated to specific participating local governments (NRS 355.165).

**Retirement Benefits Investment Fund** Accounts for investment of contributions made by participating entities to support financing of other post employment benefits at some time in the future (NRS 355.220).

## PRIVATE PURPOSE TRUST

**Prisoners' Personal Property** Accounts for personal property held in trust for prisoners pending their release (NRS 209.241).

**Nevada College Savings Plan** Accounts for participant contributions used to pay for future college expenses (NRS 353B.340).

## AGENCY

**Intergovernmental** Accounts for taxes and fees, such as sales and use, property tax and motor vehicle privilege tax, collected by the Department of Taxation on behalf of local governments (NRS 353.254).

**State Agency Fund for Bonds** Accounts for surety bonds and deposits held by the State (NRS 353.251).

**Motor Vehicle** Accounts for taxes and fees collected by the Department of Motor Vehicles pending distribution to counties (NRS 482.180).

**Child Support Disbursement** Accounts for the centralized collection and disbursement of child support payments in accordance with 42 U.S.C. Sec. 654b (NRS 425.363).

**Child Welfare Trust** Accounts for survivor benefits held in trust for children receiving welfare services (NRS 432.037).

**Restitution Trust** Accounts for money received from parolees making restitution (NRS 213.126).

**State Payroll** Accounts for payment of payroll and payroll deductions such as income tax withholding, insurance deductions, credit union deductions, etc. (NRS 227.130).

# Combining Statement of Fiduciary Net Position

## Pension and Other Employee Benefit Trust, Investment Trust and Private-Purpose Trust Funds

June 30, 2019

	Pension Trust Funds			Other Employee	
	Public	Legislators'	Judicial	Benefit Trust	
	Employees'	Retirement	Retirement	Fund - State	
	Retirement	Retirement	Retirement	Retirees' Fund	Total
<b>Assets</b>					
<i>Cash and pooled investments:</i>					
Cash with treasurer	\$ -	\$ -	\$ -	\$ 480,301	\$ 480,301
Cash in custody of other officials	164,703,626	69,022	211,906	-	164,984,554
<i>Investments:</i>					
Investments	-	-	-	1,728,842	1,728,842
Fixed income securities	11,086,165,411	1,277,551	35,719,726	-	11,123,162,688
Marketable equity securities	19,486,990,092	3,375,616	94,427,436	-	19,584,793,144
International securities	8,847,721,742	94,756	2,752,999	-	8,850,569,497
Real estate	2,018,660,096	-	-	-	2,018,660,096
Alternative investments	2,376,261,251	-	-	-	2,376,261,251
Collateral on loaned securities	253,210,571	-	-	-	253,210,571
<i>Receivables:</i>					
Accounts receivable	-	-	-	-	-
Intergovernmental receivables	133,429,003	-	61,913	15,103	133,506,019
Accrued interest and dividends	166,986,553	13,116	361,828	-	167,361,497
Other receivables	-	-	3,835	-	3,835
Trades pending settlement	309,517,700	50,836	4,246,988	-	313,815,524
Contributions receivables	-	-	-	-	-
Due from other funds	-	-	-	159,406	159,406
Due from fiduciary funds	24,137,596	-	245,991	8,348	24,391,935
Due from component units	-	-	-	1,411,976	1,411,976
Other assets	3,532,311	-	-	-	3,532,311
Furniture and equipment	45,584,887	-	-	-	45,584,887
Less accumulated depreciation/amortization	(41,682,216)	-	-	-	(41,682,216)
<b>Total assets</b>	<b>44,875,218,623</b>	<b>4,880,897</b>	<b>138,032,622</b>	<b>3,803,976</b>	<b>45,021,936,118</b>
<b>Liabilities</b>					
<i>Accounts payable and accruals:</i>					
Accounts payable	16,981,060	1,798	43,447	-	17,026,305
Intergovernmental payables	-	-	-	-	-
Trades pending settlement	320,766,021	53,270	4,331,109	-	325,150,400
Redemptions payable	-	-	-	-	-
Bank overdraft	-	-	-	-	-
Obligations under securities lending	253,210,571	-	-	-	253,210,571
Due to other funds	40	-	-	3,572,579	3,572,619
Due to fiduciary funds	8,348	-	-	-	8,348
Other liabilities	-	122,659	-	-	122,659
<b>Total liabilities</b>	<b>590,966,040</b>	<b>177,727</b>	<b>4,374,556</b>	<b>3,572,579</b>	<b>599,090,902</b>
<b>Net Position</b>					
<i>Restricted for:</i>					
Pension benefits	44,284,252,583	4,703,170	133,658,066	-	44,422,613,819
OPEB benefits	-	-	-	231,397	231,397
Pool participants	-	-	-	-	-
Individuals	-	-	-	-	-
<b>Total net position</b>	<b>\$ 44,284,252,583</b>	<b>\$ 4,703,170</b>	<b>\$ 133,658,066</b>	<b>\$ 231,397</b>	<b>\$ 44,422,845,216</b>

(continued)

Investment Trust Funds				Private-Purpose Trust Funds		
Local Government Investment Pool	Nevada Enhanced Savings Term	Retirement Benefits Investment Fund	Total	Prisoners' Personal Property	Nevada College Savings Plan	Total
\$ -	\$ -	\$ -	\$ -	10,649,387	\$ -	10,649,387
-	-	7,165,010	7,165,010	-	21,650,245	21,650,245
1,255,459,072	120,778,352	528,283,838	1,904,521,262	-	26,680,453,066	26,680,453,066
-	-	-	-	-	-	-
-	-	-	-	-	-	-
-	-	-	-	-	-	-
-	-	-	-	-	-	-
-	-	-	-	-	-	-
-	-	-	-	258,176	-	258,176
-	-	-	-	66,308	-	66,308
4,533,038	362,422	21,355,376	26,250,836	-	2,675,926	2,675,926
-	-	-	-	-	-	-
-	-	-	-	-	2,223,397	2,223,397
-	-	-	-	-	21,035,190	21,035,190
-	-	-	-	159,181	-	159,181
-	-	-	-	-	-	-
-	-	-	-	-	-	-
-	-	-	-	-	-	-
-	-	-	-	48,222	-	48,222
-	-	-	-	(48,222)	-	(48,222)
1,259,992,110	121,140,774	556,804,224	1,937,937,108	11,133,052	26,728,037,824	26,739,170,876
-	34,586	43,846	78,432	202,609	3,406,146	3,608,755
95,618	-	-	95,618	7,168	-	7,168
-	-	24,268,504	24,268,504	-	10,118,292	10,118,292
-	-	-	-	-	10,332,002	10,332,002
-	-	-	-	-	1,337,000	1,337,000
-	-	-	-	-	-	-
2,625	4,767	-	7,392	2,850,464	-	2,850,464
-	-	-	-	907	-	907
22,625	-	-	22,625	-	-	-
120,868	39,353	24,312,350	24,472,571	3,061,148	25,193,440	28,254,588
-	-	-	-	-	-	-
-	-	-	-	-	-	-
1,259,871,242	121,101,421	532,491,874	1,913,464,537	-	-	-
-	-	-	-	8,071,904	26,702,844,384	26,710,916,288
\$ 1,259,871,242	\$ 121,101,421	\$ 532,491,874	\$ 1,913,464,537	\$ 8,071,904	\$ 26,702,844,384	\$ 26,710,916,288

# Combining Statement of Changes in Fiduciary Net Position

## Pension and Other Employee Benefit Trust, Investment Trust and Private-Purpose Trust Funds

For the Fiscal Year Ended June 30, 2019

	Pension Trust Funds			Other Employee Benefit Trust Fund - State Retirees' Fund	Total
	Public Employees' Retirement	Legislators' Retirement	Judicial Retirement		
<b>Additions</b>					
<i>Contributions:</i>					
Employer	\$ 965,518,968	\$ 97,935	\$ 5,485,283	\$ 40,942,430	\$ 1,012,044,616
Plan members	965,518,968	24,724	59,771	-	965,603,463
Participants	-	-	-	-	-
Repayment and purchase of service	98,357,134	-	413,584	-	98,770,718
<b>Total contributions</b>	<b>2,029,395,070</b>	<b>122,659</b>	<b>5,958,638</b>	<b>40,942,430</b>	<b>2,076,418,797</b>
<i>Investment income:</i>					
Net increase (decrease) in fair value of investments	2,456,505,905	261,098	7,347,780	101,793	2,464,216,576
Interest, dividends	935,827,822	81,630	2,219,588	80,098	938,209,138
Securities lending	4,980,937	-	-	-	4,980,937
Other	124,740,975	-	-	-	124,740,975
	3,522,055,639	342,728	9,567,368	181,891	3,532,147,626
Less investment expense:					
Other	(53,907,186)	(768)	(18,968)	(453)	(53,927,375)
<b>Net investment income</b>	<b>3,468,148,453</b>	<b>341,960</b>	<b>9,548,400</b>	<b>181,438</b>	<b>3,478,220,251</b>
<i>Other:</i>					
Investment from local governments	-	-	-	-	-
Other	2,812,185	76,256	-	-	2,888,441
<b>Total other</b>	<b>2,812,185</b>	<b>76,256</b>	<b>-</b>	<b>-</b>	<b>2,888,441</b>
<b>Total additions</b>	<b>5,500,355,708</b>	<b>540,875</b>	<b>15,507,038</b>	<b>41,123,868</b>	<b>5,557,527,489</b>
<b>Deductions</b>					
Principal redeemed	-	-	-	-	-
Benefit payments	2,601,770,272	469,001	6,119,471	42,489,798	2,650,848,542
Refunds	33,987,510	1,170	-	-	33,988,680
Contribution distributions	219,889	-	-	-	219,889
Administrative expense	11,812,306	75,310	103,525	-	11,991,141
<b>Total deductions</b>	<b>2,647,789,977</b>	<b>545,481</b>	<b>6,222,996</b>	<b>42,489,798</b>	<b>2,697,048,252</b>
Change in net position	2,852,565,731	(4,606)	9,284,042	(1,365,930)	2,860,479,237
Net position, July 1	41,431,686,852	4,707,776	124,374,024	1,597,327	41,562,365,979
Net position, June 30	\$ 44,284,252,583	\$ 4,703,170	\$ 133,658,066	\$ 231,397	\$ 44,422,845,216

(continued)

Investment Trust Funds				Private-Purpose Trust Funds		
Local Government Investment Pool	Nevada Enhanced Savings Term	Retirement Benefits Investment Fund	Total	Prisoners' Personal Property	Nevada College Savings Plan	Total
\$ -	\$ -	\$ -	\$ -	\$ -	\$ -	\$ -
-	-	-	-	-	-	-
-	-	-	-	27,213,861	9,327,242,711	9,354,456,572
-	-	-	-	-	-	-
-	-	-	-	27,213,861	9,327,242,711	9,354,456,572
2,757,409	1,697,779	26,622,918	31,078,106	-	715,704,871	715,704,871
27,750,089	2,580,009	11,681,660	42,011,758	-	889,238,325	889,238,325
-	-	-	-	-	-	-
-	-	-	-	-	-	-
30,507,498	4,277,788	38,304,578	73,089,864	-	1,604,943,196	1,604,943,196
-	-	(67,187)	(67,187)	-	-	-
30,507,498	4,277,788	38,237,391	73,022,677	-	1,604,943,196	1,604,943,196
1,996,933,898	-	41,054,751	2,037,988,649	-	-	-
-	-	395	395	-	-	-
1,996,933,898	-	41,055,146	2,037,989,044	-	-	-
2,027,441,396	4,277,788	79,292,537	2,111,011,721	27,213,861	10,932,185,907	10,959,399,768
1,889,183,675	69,066	-	1,889,252,741	-	7,913,137,188	7,913,137,188
-	-	-	-	26,657,390	-	26,657,390
-	-	-	-	-	-	-
-	-	4,043,551	4,043,551	-	-	-
204,942	158,051	71,672	434,665	-	37,142,099	37,142,099
1,889,388,617	227,117	4,115,223	1,893,730,957	26,657,390	7,950,279,287	7,976,936,677
138,052,779	4,050,671	75,177,314	217,280,764	556,471	2,981,906,620	2,982,463,091
1,121,818,463	117,050,750	457,314,560	1,696,183,773	7,515,433	23,720,937,764	23,728,453,197
\$ 1,259,871,242	\$ 121,101,421	\$ 532,491,874	\$ 1,913,464,537	\$ 8,071,904	\$ 26,702,844,384	\$ 26,710,916,288

# Combining Statement of Fiduciary Assets and Liabilities

## Agency Funds

June 30, 2019

	Intergovernmental	State Agency Fund for Bonds	Motor Vehicle	Child Support Disbursement
<b>Assets</b>				
<i>Cash and pooled investments:</i>				
Cash with treasurer	\$ 16,047,560	\$ 41,670,206	\$ 47,674,443	\$ -
Cash in custody of other officials	-	97,418	26,640,176	3,430,999
<i>Receivables:</i>				
Taxes receivable	14,545,334	-	61,312,620	-
Intergovernmental receivables	-	-	1,598	-
Other receivables	-	-	86,961	-
Due from other funds	624,123,155	32,592,429	166,673	-
Due from fiduciary funds	17,019,126	-	907	-
<b>Total assets</b>	<u>\$ 671,735,175</u>	<u>\$ 74,360,053</u>	<u>\$ 135,883,378</u>	<u>\$ 3,430,999</u>
<b>Liabilities</b>				
<i>Accruals:</i>				
Accrued payroll and related liabilities	\$ -	\$ -	\$ -	\$ -
Intergovernmental payables	671,735,175	-	90,992,909	-
Due to fiduciary funds	-	-	17,019,126	-
<i>Other liabilities:</i>				
Deposits	-	74,360,053	27,839,969	-
Other liabilities	-	-	31,374	3,430,999
<b>Total liabilities</b>	<u>\$ 671,735,175</u>	<u>\$ 74,360,053</u>	<u>\$ 135,883,378</u>	<u>\$ 3,430,999</u>

(continued)

<u>Child Welfare Trust</u>	<u>Restitution Trust</u>	<u>State Payroll</u>	<u>Total Agency Funds</u>
\$ 112,777	\$ 3,016,759	\$ 24,217,881	\$ 132,739,626
-	-	-	30,168,593
-	-	-	75,857,954
-	-	-	1,598
-	-	-	86,961
1,084	28,490	201,428	657,113,259
-	-	-	17,020,033
<u>\$ 113,861</u>	<u>\$ 3,045,249</u>	<u>\$ 24,419,309</u>	<u>\$ 912,988,024</u>
\$ -	\$ -	\$ 18,301	\$ 18,301
-	-	17,421	762,745,505
-	-	24,383,587	41,402,713
-	-	-	102,200,022
113,861	3,045,249	-	6,621,483
<u>\$ 113,861</u>	<u>\$ 3,045,249</u>	<u>\$ 24,419,309</u>	<u>\$ 912,988,024</u>

## Combining Statement of Changes in Fiduciary Assets and Liabilities

### Agency Funds

For the Fiscal Year Ended June 30, 2019

	Balance July 1, 2018	Additions	Deductions	Balance June 30, 2019
<b>Intergovernmental</b>				
<i>Assets</i>				
Cash with treasurer	\$ 15,093,875	\$ 3,436,464,503	\$ 3,435,510,818	\$ 16,047,560
Taxes receivable	14,222,726	14,545,334	14,222,726	14,545,334
Due from other funds	593,578,826	624,123,155	593,578,826	624,123,155
Due from fiduciary funds	16,108,583	17,019,126	16,108,583	17,019,126
<b>Total assets</b>	<u>\$ 639,004,010</u>	<u>\$ 4,092,152,118</u>	<u>\$ 4,059,420,953</u>	<u>\$ 671,735,175</u>
<i>Liabilities</i>				
Intergovernmental payables	\$ 639,004,010	\$ 4,092,152,118	\$ 4,059,420,953	\$ 671,735,175
<b>Total liabilities</b>	<u>\$ 639,004,010</u>	<u>\$ 4,092,152,118</u>	<u>\$ 4,059,420,953</u>	<u>\$ 671,735,175</u>
<b>State Agency Fund for Bonds</b>				
<i>Assets</i>				
Cash with treasurer	\$ 34,373,626	\$ 10,163,237	\$ 2,866,657	\$ 41,670,206
Cash in custody of other officials *	212,250	12,418	127,250	97,418
Investments *	-	-	-	-
Due from other funds	32,882,994	814,817	1,105,382	32,592,429
<b>Total assets</b>	<u>\$ 67,468,870</u>	<u>\$ 10,990,472</u>	<u>\$ 4,099,289</u>	<u>\$ 74,360,053</u>
<i>Liabilities</i>				
Deposits *	\$ 67,468,870	\$ 10,990,472	\$ 4,099,289	\$ 74,360,053
<b>Total liabilities</b>	<u>\$ 67,468,870</u>	<u>\$ 10,990,472</u>	<u>\$ 4,099,289</u>	<u>\$ 74,360,053</u>
<b>Motor Vehicle</b>				
<i>Assets</i>				
Cash with treasurer	\$ 40,708,101	\$ 1,586,353,759	\$ 1,579,387,417	\$ 47,674,443
Cash in custody of other officials	26,884,700	5,341,473	5,585,997	26,640,176
Taxes receivable	63,753,082	61,312,620	63,753,082	61,312,620
Intergovernmental receivables	1,241	357	-	1,598
Other receivables	86,961	-	-	86,961
Due from other funds	45,678	166,673	45,678	166,673
Due from fiduciary funds	2,696	907	2,696	907
<b>Total assets</b>	<u>\$ 131,482,459</u>	<u>\$ 1,653,175,789</u>	<u>\$ 1,648,774,870</u>	<u>\$ 135,883,378</u>
<i>Liabilities</i>				
Intergovernmental payables	\$ 86,598,746	\$ 1,630,440,842	\$ 1,626,046,679	\$ 90,992,909
Due to fiduciary funds	16,108,583	17,019,126	16,108,583	17,019,126
Deposits	28,764,559	5,695,018	6,619,608	27,839,969
Other liabilities	10,571	20,803	-	31,374
<b>Total liabilities</b>	<u>\$ 131,482,459</u>	<u>\$ 1,653,175,789</u>	<u>\$ 1,648,774,870</u>	<u>\$ 135,883,378</u>
<b>Child Support Disbursement</b>				
<i>Assets</i>				
Cash in custody of other officials	\$ 3,618,574	\$ 226,600,147	\$ 226,787,722	\$ 3,430,999
<b>Total assets</b>	<u>\$ 3,618,574</u>	<u>\$ 226,600,147</u>	<u>\$ 226,787,722</u>	<u>\$ 3,430,999</u>
<i>Liabilities</i>				
Other liabilities	\$ 3,618,574	\$ 226,600,147	\$ 226,787,722	\$ 3,430,999
<b>Total liabilities</b>	<u>\$ 3,618,574</u>	<u>\$ 226,600,147</u>	<u>\$ 226,787,722</u>	<u>\$ 3,430,999</u>
<b>Child Welfare Trust</b>				
<i>Assets</i>				
Cash with treasurer	\$ 88,543	\$ 258,174	\$ 233,940	\$ 112,777
Due from other funds	671	1,497	1,084	1,084
<b>Total assets</b>	<u>\$ 89,214</u>	<u>\$ 259,671</u>	<u>\$ 235,024</u>	<u>\$ 113,861</u>
<i>Liabilities</i>				
Other liabilities	\$ 89,214	\$ 259,671	\$ 235,024	\$ 113,861
<b>Total liabilities</b>	<u>\$ 89,214</u>	<u>\$ 259,671</u>	<u>\$ 235,024</u>	<u>\$ 113,861</u>



(continued)

	Balance July 1, 2018	Additions	Deductions	Balance June 30, 2019
<b>Restitution Trust</b>				
<i>Assets</i>				
Cash with treasurer	\$ 2,454,517	\$ 3,035,505	\$ 2,473,263	\$ 3,016,759
Due from other funds	364	28,490	364	28,490
Due from fiduciary funds	81,217	-	81,217	-
<b>Total assets</b>	<u>\$ 2,536,098</u>	<u>\$ 3,063,995</u>	<u>\$ 2,554,844</u>	<u>\$ 3,045,249</u>
<i>Liabilities</i>				
Other liabilities	\$ 2,536,098	\$ 2,932,732	\$ 2,423,581	\$ 3,045,249
<b>Total liabilities</b>	<u>\$ 2,536,098</u>	<u>\$ 2,932,732</u>	<u>\$ 2,423,581</u>	<u>\$ 3,045,249</u>
<b>State Payroll</b>				
<i>Assets</i>				
Cash with treasurer	\$ 34,366,538	\$ 840,535,023	\$ 850,683,680	\$ 24,217,881
Intergovernmental receivables	39,379	-	39,379	-
Other receivables	885	-	885	-
Due from other funds	1,107,384	201,428	1,107,384	201,428
Due from fiduciary funds	52,753	-	52,753	-
<b>Total state payroll</b>	<u>\$ 35,566,939</u>	<u>\$ 840,736,451</u>	<u>\$ 851,884,081</u>	<u>\$ 24,419,309</u>
<i>Liabilities</i>				
Accrued payroll and related liabilities	\$ 29,583	\$ 425,756,764	\$ 425,768,046	\$ 18,301
Intergovernmental payables	17,897	-	476	17,421
Due to fiduciary funds	35,519,459	327,811,835	338,947,707	24,383,587
Deposits	-	87,167,852	87,167,852	-
<b>Total liabilities</b>	<u>\$ 35,566,939</u>	<u>\$ 840,736,451</u>	<u>\$ 851,884,081</u>	<u>\$ 24,419,309</u>
<b>Totals - All Agency Funds</b>				
<i>Assets</i>				
Cash with treasurer	\$ 127,085,200	\$ 5,876,810,201	\$ 5,871,155,775	\$ 132,739,626
Cash in custody of other officials	30,715,524	231,954,038	232,500,969	30,168,593
Taxes receivable	77,975,808	75,857,954	77,975,808	75,857,954
Intergovernmental receivables	40,620	357	39,379	1,598
Other receivables	87,846	-	885	86,961
Due from other funds	627,615,917	625,336,060	595,838,718	657,113,259
Due from fiduciary funds	16,245,249	17,020,033	16,245,249	17,020,033
<b>Total assets</b>	<u>\$ 879,766,164</u>	<u>\$ 6,826,978,643</u>	<u>\$ 6,793,756,783</u>	<u>\$ 912,988,024</u>
<i>Liabilities</i>				
Accrued payroll and related liabilities	\$ 29,583	\$ 425,756,764	\$ 425,768,046	\$ 18,301
Intergovernmental payables	725,620,653	5,722,592,960	5,685,468,108	762,745,505
Due to fiduciary funds	51,628,042	344,830,961	355,056,290	41,402,713
Deposits	96,233,429	103,853,342	97,886,749	102,200,022
Other liabilities	6,254,457	229,813,353	229,446,327	6,621,483
<b>Total liabilities</b>	<u>\$ 879,766,164</u>	<u>\$ 6,826,847,380</u>	<u>\$ 6,793,625,520</u>	<u>\$ 912,988,024</u>

\* The June 30, 2018 balances for cash in custody of other officials, investments, and deposits in the State Agency Fund for Bonds have been restated to remove amounts previously treated as deposits held by the State, but which have subsequently been determined to not be held by the State. The restatements for cash in custody of other officials, investments, and deposits reduced the June 30, 2018 previously reported balances by \$21,681,384, \$244,017,393 and \$265,698,777, respectively.